

FITSTOP.

DRAWING SCHEDULE

- 100 COVER SHEET
- DRAWINGS SCHEDULE – FINISHES
- 101 GENERAL & ELECTRICAL NOTES
- 102 LOCATION PLAN
- 103 EXISTING/DEMOLITION PLAN (PART A)
- 104 EXISTING/DEMOLITION PLAN (PART B)
- 105 PROPOSED FLOOR LAYOUT (PART A)
- 106 PROPOSED FLOOR LAYOUT (PART B)
- 107 REFLECTED CEILING PLAN – INCLUDING LIGHTING (PART A)
- 108 REFLECTED CEILING PLAN – INCLUDING LIGHTING (PART B)
- 109 ELECTRICAL PLAN – INCLUDING POWER & DATA (PART A)
- 110 ELECTRICAL PLAN – INCLUDING POWER & DATA (PART B)
- 111 HYDRAULICS LAYOUT
- 112 SHOPFRONT ELEVATION (A)
- 113 INTERNAL ELEVATIONS (B), (C) + (D)
- 114 INTERNAL ELEVATIONS (E) + (F)
- 115 INTERNAL ELEVATIONS (G), (H) + (i)
- 116 TYPICAL DETAILS – RECEPTION
- 117 TYPICAL DETAILS – KITCHENETTE
- 118 TYPICAL DETAILS – LCD SCREEN
- 119 TYPICAL DETAILS – MERCHANDISE UNIT (TYPE B)
- 120 TYPICAL AMBULANT TOILET/SHOWER COMBO – DETAILS 1 OF 2
- 121 TYPICAL AMBULANT TOILET/SHOWER COMBO – DETAILS 2 OF 2
- 122 TYPICAL ACCESSIBLE TOILET/SHOWER COMBO – DETAILS 1 OF 2
- 123 TYPICAL ACCESSIBLE TOILET/SHOWER COMBO – DETAILS 2 OF 2

FITSTOP – EARLWOOD
(218smq approx.)
335 Homer Street
Earlwood NSW 2206

FINISHES SCHEDULE:

FLOORING/WALLS

- F1

FEATURE BLACK TURF LOOK
NAME: COOLPLAY – COLOUR: BLACK
SIZE: 3.71M ROLL (USEABLE 3600mm)
SUPPLIER: SYNLawn
PH.: 1300 796 529
EMAIL: syn-syd@synlawn.com.au OR syn-bris@synlawn.com.au
- F2

SHEET RUBBER FLOORING (BLACK) – TO BE PRE-SEALED
NAME: REGUPOL EVERROLL CORE 8mm THICK
COLOUR: "MONS"
SIZE: 1250mm WIDE ROLL
SUPPLIER: REGUPOL PH.: (02) 4624 0050
CONTACT: BEN JARRETT Mob: 0420 752 479
EMAIL: ben@regupol.com.au
- F3

ELEVATED OPTION
FEATURE WHITE TURF LOOK (FOR LETTER INSERTS)
NAME: COOLPLAY – COLOUR: WHITE
SIZE: 3.71M ROLL (USEABLE 3600mm)
SUPPLIER: SYNLawn
PH.: 1300 796 529
EMAIL: syn-syd@synlawn.com.au OR syn-bris@synlawn.com.au
- F4

FLOOR & WALL TILE
600x600x9.5mm FOR WALLS/SPLASHBACKS/FLOORING/SKIRTING
(SKIRTING 150mm HIGH WHEN REQUIRED)
WET AREAS: ALLOW FOR WATERPROOFING TO AS3740 WITH
WATERPROOFING MEMBRANES AS REQUIRED TO AS/NZS 4858
NAME: "URBAN CEMENT NATURAL MATT" SKU: 713966 (P4)
GROUT COLOUR TO MATCH
SUPPLIER: JOHNSON TILES
CONTACT: LEANNE CARLTON – PH: 0429 651 985
(APPOINTED CONTRACTOR TO INITIALLY CONTACT FITSTOP PROJECT
MANAGER TO ACCESS SECURED FIXED PRICING)

PAINT

- P1

DULUX "WHITE ON WHITE" SW1E2 (FLAT FINISH)
- P2

DULUX "WHITE ON WHITE" SW1E2 (LOW SHEEN)
- P3

DULUX "WHITE ON WHITE" SW1E2 (GLOSS FINISH)
- P4

DULUX "WHITE ON WHITE" SW1E2 (SEMI-GLOSS FINISH)
- P5

DULUX "BLACK" SG6G9 (LOW SHEEN)
- P6

RESENE "KELP CC" G43-024-106 (GLOSS FINISH)
- P7

RESENE "KELP CC" G43-024-106 (LOW SHEEN)
- P8

DULUX "CEILING WHITE" (ALL CEILING AREAS)
- P9

DULUX "MAXIMUS" SG5B9 (LOW SHEEN)
- PC1

POWDERCOAT FINISH – STANDARD BLACK
- PC2

POWDERCOAT FINISH – STANDARD WHITE

LAMINATES

- L1

FEATURE LAMINATE
COLOUR: "POLAR WHITE" #205 NATURAL FINISH
SUPPLIER: LAMINEX
- L2

FEATURE LAMINATE
COLOUR: "CHARCOAL" #461 NATURAL FINISH
SUPPLIER: LAMINEX
- L3

FEATURE LAMINATE
COLOUR: "BLACK" #460 NATURAL FINISH
SUPPLIER: LAMINEX
- L4

RECEPTION COUNTER
LAMINEX 16mm PREFINISHED BOARD
COLOUR: 'ALASKAN' NATURAL FINISH
1mm PVC EDGING TO MATCH
- L5

ELEVATED OPTION
BATHROOM DOOR LAMINATE
COLOUR: "WHITEWASH OAK" #041 NATURAL FINISH
SUPPLIER: LAMINEX

ALUMINIUM EXTRUSIONS

- E1

BLACK EXTRUSION (TO WALL MOUNTED MIRRORS – RIG/CAGE AREA)
RANGE: AVA ALLTRIM ALUMINIUM EXTRUSION
CODE: AMB12 – 12mm x 3000mm
COLOUR: BLACK MATTE
SUPPLIER: AMARKGROUP.COM.AU
- E2

BLACK 15mm or 20mm ALUMINIUM ANGLES
RANGE: METAL MATE – 1.5mm THICK (3m LENGTHS)
COLOUR: STANDARD POWDERCOAT BLACK
SUPPLIER: BUNNINGS

MISCELLANEOUS

- T1

ELEVATED OPTION
ALUMINIUM COMPOSITE PANEL (WHITE)
COLOUR: TO MATCH P1 – 80% GLOSS LEVELS
- T2

VJ BOARD WALL LINING (VERTICAL JOINT DIRECTION)
9mm THICK – JOINTS @ 150mm CENTRES
(PANELS ARE 2400x1200)
COLOUR: TO BE PAINTED AS NOMINATED ON ELEVATIONS
NAME: EASY GROOVE 150, PRIMED – SUPPLIER: BUNNINGS
- T3

BY ALPHAFIT FOR RIG WALLS
LAMINEX 16mm PREFINISHED BOARD
COLOUR: 'ALASKAN' NATURAL FINISH
ALLOW BLACK EDGING TO ALL EDGES OF EACH PANEL
NOTES: INVISIBLE FIXINGS FROM BACK SIDE TO MANUFACTURER'S
WRITTEN SPECIFICATION

MIRROR


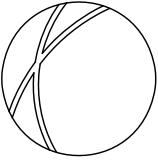
- MR

6mm THICK SILVER SAFETY GLASS MIRROR (COPPER FREE)
WITH POLISHED EDGES
DIMENSIONS – REFER ELEVATIONS
ALL MIRRORS TO BE SURFACE MOUNTED

SKIRTING

- SK

WALL SKIRTING
100mm FLAT ALUMINIUM SKIRTING C/A 3600
SUPPLIER: BRIS ALUMINIUM – PH.: 1300 274 701

<div>©2025 – THESE DESIGNS, DRAWINGS & SPECIFICATIONS ARE COPYRIGHT & CONFIDENTIAL AND THE PROPERTY OF VECA Group AND MUST NOT BE USED, REPRODUCED OR COPIED WHOLLY OR IN PART WITHOUT THE PERMISSION OF VECA Group. THESE DRAWINGS ARE DESIGN ONLY. SELECTED CONTRACTOR TO PRODUCE ITS OWN SHOP DRAWINGS FOR CONSTRUCTION. ALL DIMENSIONS MUST BE CHECKED ON SITE BEFORE COMMENCEMENT OF CONSTRUCTION OR MANUFACTURING OF ANY ITEM. USE FIGURED DIMENSIONS IN PREFERENCE TO SCALED DIMENSIONS. ALL WORKS SHALL COMPLY WITH RELEVANT LOCAL HEALTH & COUNCIL REQUIREMENTS, LOCAL BUILDING REGULATIONS AND RELEVANT AUSTRALIAN CODES AND STANDARDS. ANY DISCREPANCIES TO BE REPORTED TO VECA Group FOR CORRECTION PRIOR TO ANY WORK ON SITE.</div>			<div>CLIENT:</div> <div><div>FITSTOP.</div><div><small>FITSTOP Australia 51 Meriton Street EAST BRISBANE QLD 4169 AUSTRALIA</small></div><div><small>Mobile: 0409 907 269 (Nicole Donohue) EMAIL: nicole.donohue@fitstop.com</small></div></div>		<div><div>DRAWING</div><div>COVER SHEET FINISHES</div></div>
<div><div>DESIGNER:</div><div><div>VECA Group</div><div><small>ABN 92 473 736 223</small></div></div><div><div>MOBILE: 0401 657 190 (Eric Lacour) Registered Building Practitioner (VIC) – # CDP-ID 54352 Building Services Provider/Building Designer Ltd. (TAS) License: #484351416 EMAIL: veca@vecagroup.com WEB: https://www.vecagroup.com</div></div></div>			<div>PROJECT</div> <div>FITSTOP EARLWOOD 335 Homer Street Earlwood NSW 2206 (Approx. 218sqm)</div>		<div><div>DATE</div><div>16th April 2025</div></div>
<div><div>ISSUE</div><div>AMENDMENTS</div><div>DATE</div></div>			<div><div>DESIGNED</div><div>EL</div></div>		<div><div>SCALE</div><div>N/A (A2 SHEET SIZE)</div></div>
<div><div>PROJECT No.</div><div>FIEA.3790</div></div>			<div><div>DRAWING No.</div><div>VECA_FIEA3790_</div></div>		<div><div>100A</div></div>

GENERAL NOTES:	
THESE DESIGNS, DRAWINGS & SPECIFICATIONS ARE COPYRIGHT & THE PROPERTY OF VECA GROUP & MUST NOT BE USED, REPRODUCED OR COPIED WHOLLY OR IN PART WITHOUT THE PERMISSION OF VECA GROUP	SIGNAGE & BULKHEADS TO BE SUPPORTED FROM THE BUILDING STRUCTURE (INDEPENDENTLY OF LESSOR'S CEILING & IN-CEILING SERVICES). PROVIDE A STRUCTURAL ENGINEER CERTIFICATE OF COMPLIANCE ON COMPLETION OF TENANCY FITOUT & PRIOR TO OPENING FOR TRADING
IF IN DOUBT PLEASE CONTACT VECA GROUP FOR CLARIFICATION	
ALL DIMENSIONS MUST BE CHECKED ON SITE BEFORE COMMENCEMENT OF CONSTRUCTION OR MANUFACTURING OF ANY ITEM. READ ALL DRAWINGS & SPECIFICATIONS THOROUGHLY	ALL FLOOR FINISHES MUST BE FINISHED FLUSH WITH ADJACENT FINISH. USE 3mm CLEAR ANODISED FINISH ALUMINIUM ANGLE (OR SIMILAR APPROVED) TO ALL JOINTS TO PROVIDE A LEVEL JUNCTION. NO COVER STRIPS OR THE LIKE WILL BE ACCEPTABLE. ANY TRIPPING HAZARD IS TO BE AVOIDED
ALL FFL'S & DIMENSIONS ARE BASED ON LANDLORD INFORMATION – VERIFY ON SITE BEFORE COMMENCEMENT OF ANY WORKS	BASE BUILDING FIRE SAFETY SYSTEMS ARE NOT TO BE AFFECTED/OBSTRUCTED BY ANY PART OF TENANCY FITOUT. ENSURE COMPLIANCE TO THE PLANNING AUTHORITY, AND FIRE SERVICES REGULATIONS. PORTABLE FIRE EXTINGUISHERS, BLANKETS AND ASSOCIATED SIGNAGE TO COMPLY WITH AS/NZS 1850–2009, AS/NZS 1841.1–2007 AND AS 2444–2001. OWNER TO THEREFORE ENSURE COMPLIANCE WITH AS 1851–2012 AND AS 1670.4–2024. EVACUATION DIAGRAM(S) AND EMERGENCY EVACUATION PLAN TO BE PROVIDED AS PER AS 3745–2010 (BY OWNER, WITHIN ONE MONTH OF OPENING)
DO NOT SCALE DRAWINGS. USE FIGURED DIMENSIONS IN PREFERENCE TO SCALED DIMENSIONS. IT IS THE MAIN CONTRACTOR'S RESPONSIBILITY TO CONFIRM ALL SITE CONDITIONS & REQUIREMENTS	ALL HYDRAULICS WORKS TO BE EXECUTED AS PER ENGINEERED HYDRAULICS LAYOUTS (BY OTHERS). ENSURE WATER FEED IS SIZED AS REQUIRED TO PROVIDE ADEQUATE PRESSURE TO ALL HYDRAULIC POINTS. SUPPLY AND INSTALL OF ALL PLUMBING FIXTURES SHALL BE IN COMPLIANCE WITH AS/NZS 3500 SET (PARTS 0–4)–2021 "PLUMBING AND DRAINAGE SET". WHERE PRACTICABLE SERVICE PIPES SHOULD BE CONCEALED IN ACCORDANCE WITH THE BCA
FAILURE TO COMPLY WITH DRAWINGS & SPECIFICATIONS COULD RESULT IN ALTERATIONS BEING MADE AT A COST TO THE MAIN CONTRACTOR	ANY SPECIFIC REQUIREMENTS IMPLEMENTED BY ANY LOCAL AUTHORITIES ARE TO BE CARRIED OUT AS INSTRUCTED
ALL BUILDING WORK TO COMPLY WITH THE CURRENT STATE BUILDING ACT, THE BUILDING CODE OF AUSTRALIA ("BCA", AKA NCC), THE AUSTRALIANS STANDARDS ("AS" OR "AS/NZS") AND ALL STANDARD BUILDING REGULATIONS	LOCATION OF ACCESS PANELS TO BE DETERMINED ON SITE BASED ON SERVICES LOCATION
THE MAIN CONTRACTOR IS TO ENSURE STAFF INDUCTION & THE LIKE IS COMPLETED PRIOR TO START OF TENANCY FITOUT. CHECK LANDLORD'S REQUIREMENTS	THE BCA REQUIRES ACCESS FOR PEOPLE WITH DISABILITIES TO COMPLY WITH AS 1428.1 –2021 AND AS 1428.4.2:2018.
THE MAIN CONTRACTOR IS TO COMPLY WITH CURRENT RELEVANT HEALTH & SAFETY REGULATIONS AT ALL TIME (WORK HEALTH & SAFETY ACT 2011)	THE BCA REQUIRES ALL GLAZING TO COMPLY WITH AS 1288–2021 AND AS 2047–2014, AND DECALS TO COMPLY WITH AS 1428.1–2021. SILICONE JOINTS TO GLASS JUNCTIONS TO BE NEAT & CLEAN. ALL GLASS TO BE INSTALLED SO THAT IT CAN BE REPLACED AT A LATER DATE.
THE MAIN CONTRACTOR IS DIRECTED TO CONTACT THE LANDLORD CONSULTANT ENGINEER PRIOR TO ANY DEMOLITION. CONFIRM WITH LANDLORD PRIOR TO CHASING FLOOR SLAB TO DETERMINE ANY STRUCTURAL LIMITATIONS ON SIZE & LOCATION OF CHASES WHERE APPLICABLE	PART J7 OF THE BCA REQUIRES ALL ARTIFICIAL LIGHTING TO COMPLY WITH BCA PART J7, AND SPECIFICATION J7 OF THE BCA.
ALL WORKS ARE TO BE INDEPENDENT OF MALL STRUCTURE & INTERTENANCY WALLS	ALL NEW FLOOR LININGS WILL ACHIEVE COMPLIANCE WITH THE SLIP-RESISTANCE REQUIREMENTS OF AS 4586–2013 & HB198–2014.
THE MAIN CONTRACTOR IS TO MAKE ADEQUATE PROVISION IN THE FITOUT FOR ALL CONTROL & EXPANSION JOINTS WITHIN THE TENANCY. COORDINATE WITH LANDLORD & DESIGNER FOR TREATMENT	ALL AMENITIES DOORS WILL BE FITTED WITH LIFT-OFF HINGES
FIRE SPRINKLERS & A/C REGISTERS/GRILLES, IF SHOWN, ARE INDICATIVE ONLY (BY LANDLORD). ANY ADDITIONAL A/C (INCLUDING RELIEF) REQUIREMENTS TO BE COORDINATED WITH THE LANDLORD ENGINEER'S REQUIREMENTS	CLIENT/LANDLORD APPROVED DRAWINGS TO BE ON SITE AT ALL TIMES DURING CONSTRUCTION
ALL PARTITIONS TO BE FORMED IN TIMBER/STEEL STUDS WITH 10mm OR 13mm THICK FLUSHSET PLASTERBOARD LINING (AS REQUIRED). GENERALLY, ALL PLASTERBOARD WORKS TO BE FLUSHSET, TAP & SAND. NO CORNER STRIPS OR THE LIKE WILL BE ACCEPTABLE	
ALL AMENITIES TO BE SHEETED WITH 6mm VILLABOARD OR SIMILAR APPROVED	
WET AREAS TO BE IMPERVIOUS TO WATER, I.E. WALL SURFACES AND SUBSTRATES BEHIND ANY BASIN, SINK, SHOWERS ETC IF WITHIN 75mm OF A WALL TO A HEIGHT OF 150mm ABOVE THE FIXTURE. PROVIDE WATERPROOF MEMBRANE (TO AS/NZS 4858:2004) TO FLOOR/WALLS AS REQUIRED. ALL WATERPROOFING TO AS3740:2021.	

ELECTRICAL NOTES:
ALL ELECTRICAL WORKS TO BE COORDINATED WITH LIGHTING ENGINEER
CHECK HEAT LOADINGS WITH A/C CONSULTANT
ADDITIONAL SERVICES TO BE INSTALLED AS PER LANDLORD'S & LOCAL AUTHORITY REQUIREMENTS & TO SATISFY AUSTRALIAN STANDARDS
CONFIRM SIZE OF SWITCHBOARD IS ADEQUATE FOR STORE REQUIREMENTS – RELOCATE AND/OR UPGRADE SWITCHBOARD AS REQUIRED – INSTALL SAFETY SWITCH
ELECTRICAL SWITCHBOARDS LOCATED IN THE PATH OF TRAVEL TO EXITS TO BE ENCLOSED IN METAL OR OTHER NON-COMBUSTIBLE CABINETS WITH SMOKE PROOF DOORS
CONFIRM EXTENT AND LOCATION OF REQUIRED GPO'S ALONG TENANCY WALLS & WITHIN COUNTERS & DISPLAY CASES
PROVIDE FIT FOR PURPOSE LIGHT & POWER FROM SWITCHBOARD TO ALL POSITIONS NOMINATED
ELECTRICIAN TO PROVIDE RCD TO POWERBOARD AND INDIVIDUALLY NAME GPO'S TO MATCH THE SWITCHBOARD
LOCATE TRANSFORMERS IN CEILING SPACE ADJACENT TO RELEVANT ELECTRICAL COMPONENTS
EMERGENCY LIGHTING & EXIT SIGNS TO COMPLY WITH BCA PART E4 & AS2293.1:2018 – CERTIFICATE OF COMPLIANCE TO BE OBTAINED – ONLY EDGE LIT EXIT SIGNS ARE TO BE INSTALLED – BOXED OPAL ACRYLIC TYPES WILL NOT BE PERMITTED – EXIT SIGNS TO BE MOUNTED AT A HEIGHT OF 2.5m OR AS OTHERWISE APPROVED BY THE PRIVATE BUILDING CERTIFIER
PROVIDE EXTRA CONCEALED GRID FOR LIGHT FITTINGS WHERE APPLICABLE – SUPPORT FROM STRUCTURE OVER

©2025 – THESE DESIGNS, DRAWINGS & SPECIFICATIONS ARE COPYRIGHT & CONFIDENTIAL AND THE PROPERTY OF VECA Group AND MUST NOT BE USED, REPRODUCED OR COPIED WHOLLY OR IN PART WITHOUT THE PERMISSION OF VECA Group. THESE DRAWINGS ARE DESIGN ONLY. SELECTED CONTRACTOR TO PRODUCE ITS OWN SHOP DRAWINGS FOR CONSTRUCTION.

ALL DIMENSIONS MUST BE CHECKED ON SITE BEFORE COMMENCEMENT OF CONSTRUCTION OR MANUFACTURING OF ANY ITEM. USE FIGURED DIMENSIONS IN PREFERENCE TO SCALED DIMENSIONS. ALL WORKS SHALL COMPLY WITH RELEVANT LOCAL HEALTH & COUNCIL REQUIREMENTS, LOCAL BUILDING REGULATIONS AND RELEVANT AUSTRALIAN CODES AND STANDARDS.

ANY DISCREPANCIES TO BE REPORTED TO VECA Group FOR CORRECTION PRIOR TO ANY WORK ON SITE.

A LANDLORD/CLIENT APPROVAL


16.04.2025

ISSUE

AMENDMENTS

DATE

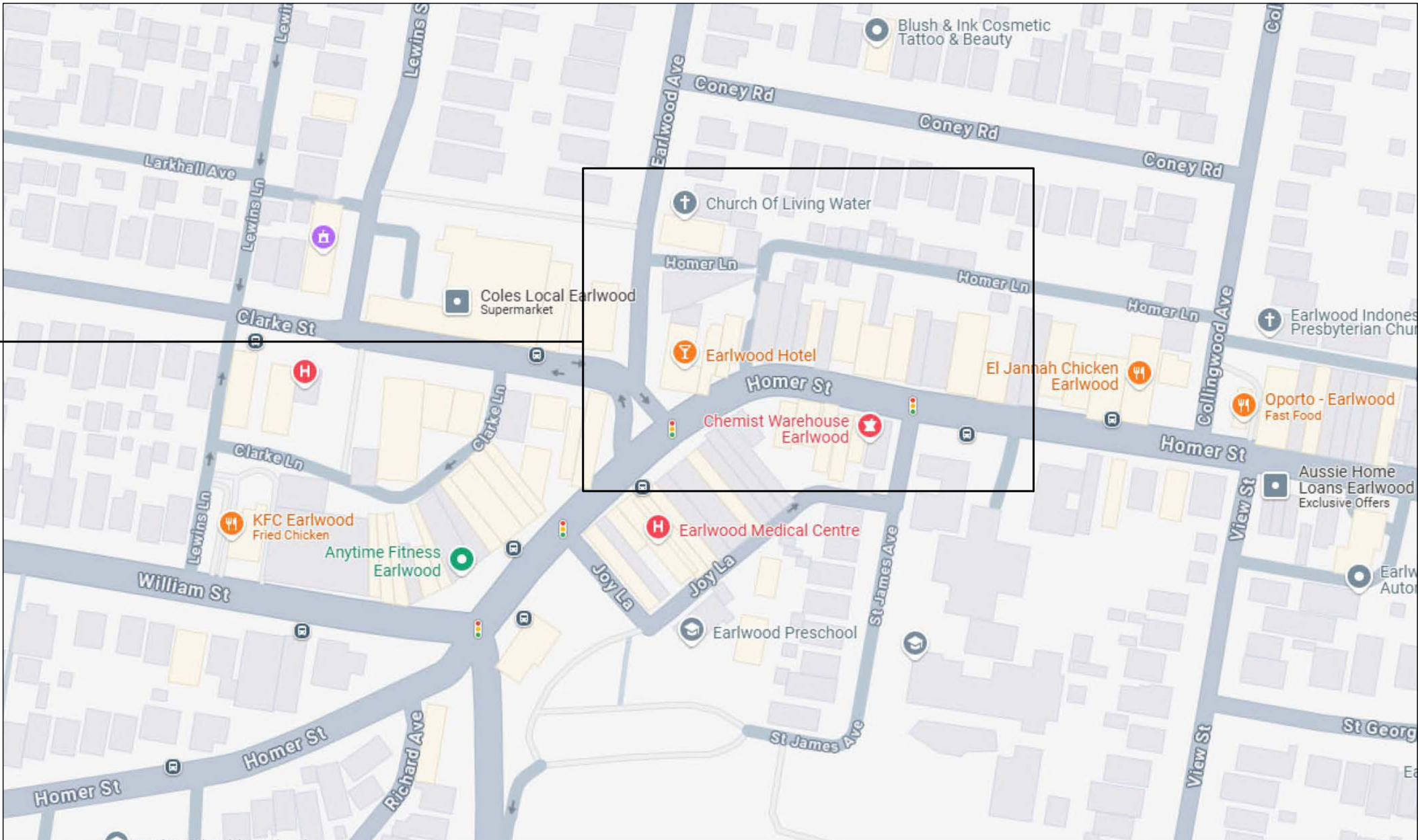
CLIENT:



FITSTOP – EARLWOOD
(218smq approx.)
335 HOMER STREET
Earlwood NSW 2206



LOCATION PLAN
N.T.S. @ A2



©2025 – THESE DESIGNS, DRAWINGS & SPECIFICATIONS ARE COPYRIGHT & CONFIDENTIAL AND THE PROPERTY OF VECA Group AND MUST NOT BE USED, REPRODUCED OR COPIED WHOLLY OR IN PART WITHOUT THE PERMISSION OF VECA Group. THESE DRAWINGS ARE DESIGN ONLY. SELECTED CONTRACTOR TO PRODUCE ITS OWN SHOP DRAWINGS FOR CONSTRUCTION.

ALL DIMENSIONS MUST BE CHECKED ON SITE BEFORE COMMENCEMENT OF CONSTRUCTION OR MANUFACTURING OF ANY ITEM. USE FIGURED DIMENSIONS IN PREFERENCE TO SCALED DIMENSIONS. ALL WORKS SHALL COMPLY WITH RELEVANT LOCAL HEALTH & COUNCIL REQUIREMENTS, LOCAL BUILDING REGULATIONS AND RELEVANT AUSTRALIAN CODES AND STANDARDS.

ANY DISCREPANCIES TO BE REPORTED TO VECA Group FOR CORRECTION PRIOR TO ANY WORK ON SITE.

A

LANDLORD/CLIENT APPROVAL

16.04.2025

ISSUE

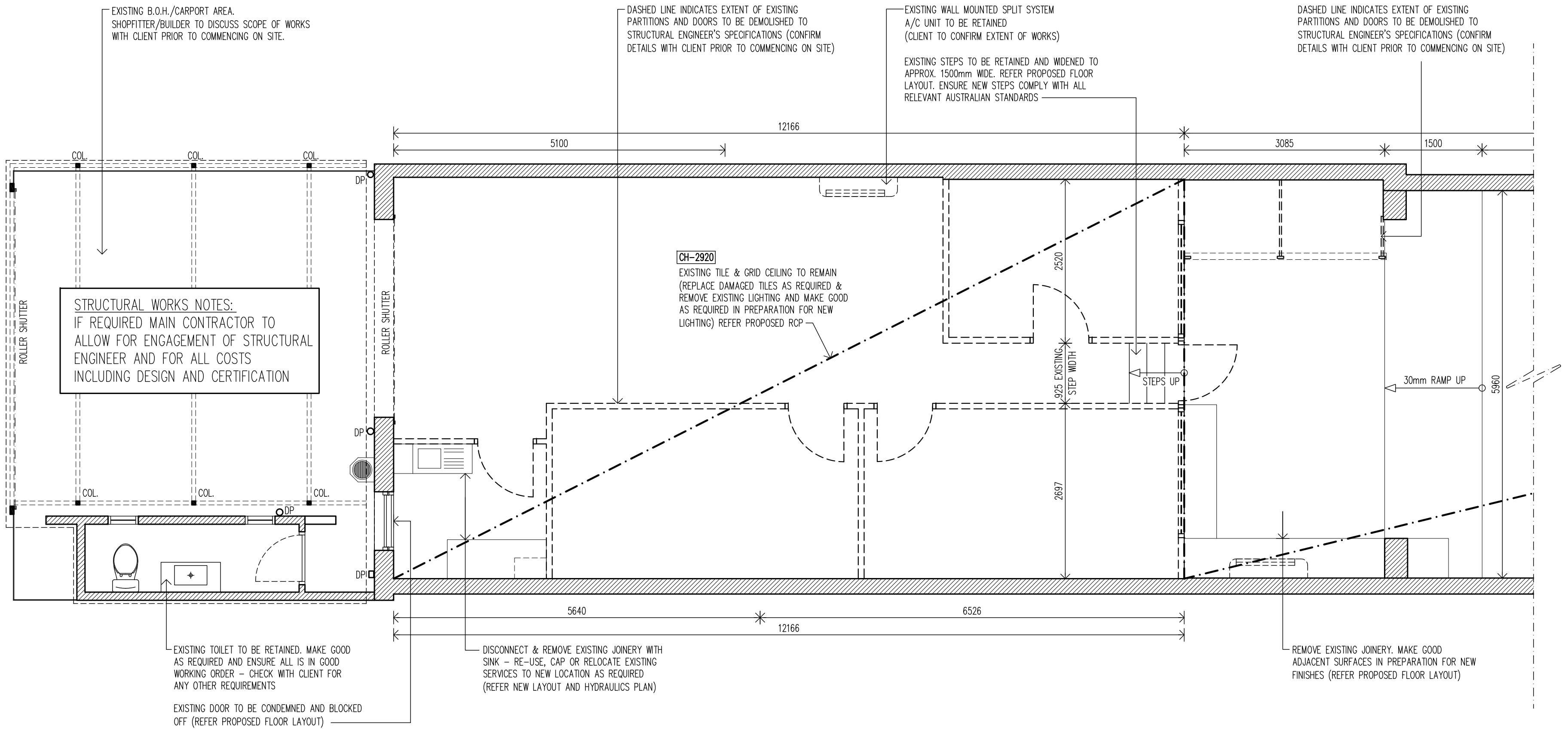
AMENDMENTS

DATE

CLIENT:

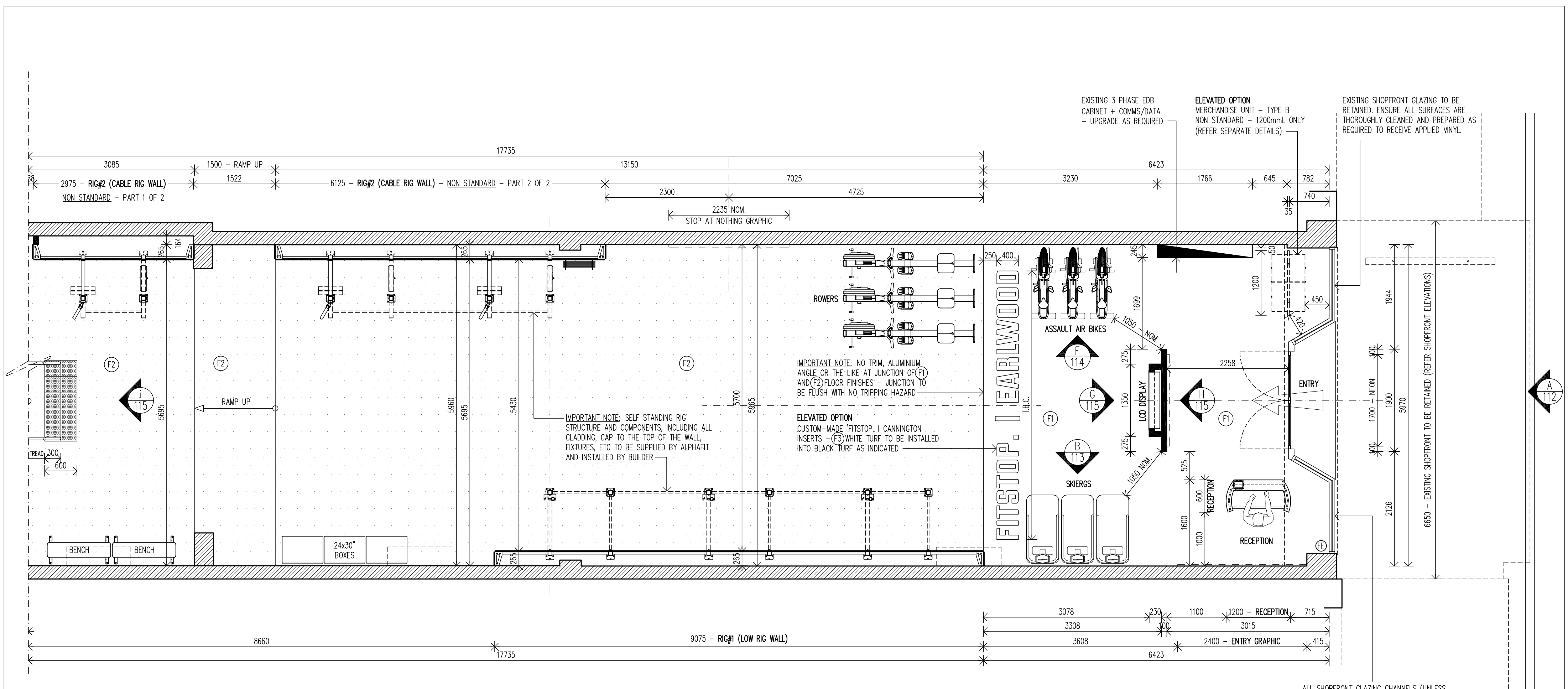
<





1 EXISTING/DEMOLITION PLAN (PART B)
1/50 @ A2

<p>©2025 - THESE DESIGNS, DRAWINGS & SPECIFICATIONS ARE COPYRIGHT & CONFIDENTIAL AND THE PROPERTY OF VECA Group AND MUST NOT BE USED, REPRODUCED OR COPIED WHOLLY OR IN PART WITHOUT THE PERMISSION OF VECA Group. THESE DRAWINGS ARE DESIGN ONLY. SELECTED CONTRACTOR TO PRODUCE ITS OWN SHOP DRAWINGS FOR CONSTRUCTION.</p> <p>ALL DIMENSIONS MUST BE CHECKED ON SITE BEFORE COMMENCEMENT OF CONSTRUCTION OR MANUFACTURING OF ANY ITEM. USE FIGURED DIMENSIONS IN PREFERENCE TO SCALED DIMENSIONS. ALL WORKS SHALL COMPLY WITH RELEVANT LOCAL HEALTH & COUNCIL REQUIREMENTS, LOCAL BUILDING REGULATIONS AND RELEVANT AUSTRALIAN CODES AND STANDARDS.</p> <p>ANY DISCREPANCIES TO BE REPORTED TO VECA Group FOR CORRECTION PRIOR TO ANY WORK ON SITE.</p>			<p>CLIENT:</p> <p>FITSTOP.</p> <p>FITSTOP Australia 51 Morilla Street EAST BRISBANE QLD 4169 AUSTRALIA</p> <p>MOBILE: 0409 907 269 (Nicole Donohue) EMAIL: nicole.donohue@fitstop.com</p>		<p>DESIGNER:</p> <p>VECA Group</p> <p>ABN 92 473 736 223</p> <p>MOBILE: 0401 657 190 (Eric Lacour) Registered Building Practitioner (VIC) - # CDP-ID 54352 Building Services Provider/Building Designer Ltd. (TAS) License #484351416 EMAIL: veca@vecagroup.com WEB: https://www.vecagroup.com</p>	<p>PROJECT</p> <p>FITSTOP EARLWOOD 335 Homer Street Earlwood NSW 2206 (Approx. 218sqm)</p> <p>DRAWING</p> <p>EXISTING/DEMOLITION PLAN (PART B)</p> <p>DATE</p> <p>16th April 2025</p> <p>DESIGNED</p> <p>EL</p> <p>DRAWN</p> <p>EB</p> <p>SCALE</p> <p>1/50 @ A2</p> <p>PROJECT No. FIEA.3790</p> <p>DRAWING No. VECA_FIEA3790_</p>
<p>A LANDLORD/CLIENT APPROVAL 16.04.2025</p> <p>ISSUE AMENDMENTS DATE</p>			<p>104A</p>			



1 PROPOSED FLOOR LAYOUT (PART A)
1/50 @ A2

POWER/DATA/SWITCHES NOTES:	
PROVIDE POWER POINTS, DATA POINTS AND SWITCHES AS REQUIRED TO FITSTOP STANDARDS - DISCUSS ALL ON SITE WITH CLIENT - WHITE COVERS ON WHITE BACKGROUND, BLACK COVERS ON BLACK BACKGROUND	
LEGENDS:	
	NEW WALLS/PARTITIONS
	EXISTING WALLS/PARTITIONS
	PORTABLE 4.5KG A:B(E) DRY CHEMICAL FIRE EXTINGUISHER(WITH SIGNAGE) AND BLANKET TO AS/NZS 1850-2009, AS/NZS 1841.1-2007 AND AS2444-2001

- GENERAL FLOORCOVERING NOTES:**
- CUTTING OR CHASING OF FLOOR SLAB NOT PERMITTED UNLESS APPROVED BY LESSOR
 - ALL FLOOR FINISHES MUST BE FINISHED FLUSH WITH ADJACENT FINISH - USE 3mm CLEAR ANODISED FINISH ALUMINIUM ANGLE TO ALL JOINTS TO PROVIDE A LEVEL JUNCTION
 - ANY TRIPPING HAZARD IS TO BE AVOIDED
 - THE LESSEE IS TO MAKE ADEQUATE PROVISIONS IN THE FITOUT FOR ALL CONTROL & EXPANSION JOINTS WITHIN THE TENANCY - CO-ORDINATE WITH LESSOR & DESIGNER FOR TREATMENT


©2025 - THESE DESIGNS, DRAWINGS & SPECIFICATIONS ARE COPYRIGHT & CONFIDENTIAL AND THE PROPERTY OF VECA Group AND MUST NOT BE USED, REPRODUCED OR COPIED WHOLLY OR IN PART WITHOUT THE PERMISSION OF VECA Group. THESE DRAWINGS ARE DESIGN ONLY. SELECTED CONTRACTOR TO PRODUCE ITS OWN SHOP DRAWINGS FOR CONSTRUCTION.

ALL DIMENSIONS MUST BE CHECKED ON SITE BEFORE COMMENCEMENT OF CONSTRUCTION OR MANUFACTURING OF ANY ITEM. USE FIGURED DIMENSIONS IN PREFERENCE TO SCALED DIMENSIONS. ALL WORKS SHALL COMPLY WITH RELEVANT LOCAL HEALTH & COUNCIL REQUIREMENTS, LOCAL BUILDING REGULATIONS AND RELEVANT AUSTRALIAN CODES AND STANDARDS.

ANY DISCREPANCIES TO BE REPORTED TO VECA Group FOR CORRECTION PRIOR TO ANY WORK ON SITE.

A	LANDLORD/CLIENT APPROVAL	16.04.2025
ISSUE	AMENDMENTS	DATE

CLIENT:




FITSTOP.

FITSTOP Australia
51 Marilla Street
EAST BRISBANE QLD 4169
AUSTRALIA

Mobile: 0409 907 269 (Nicole Donohue)
EMAIL: nicole.donohue@fitstop.com

DESIGNER:



VECA Group
ABN 92 473 736 223

MOBILE: 0401 657 190 (Eric Lacour)
Registered Building Practitioner (VIC) - # CDP-ID 54352
Building Services Provider/Building Designer Ltd. (TAS)
License: #484351416
EMAIL: veca@vecagroup.com
WEB: <https://www.vecagroup.com>

PROJECT

FITSTOP EARLWOOD
335 Homer Street
Earlwood NSW 2206
(Approx. 218sqm)

DRAWING

PROPOSED FLOOR LAYOUT (PART A)

DATE

16th April 2025

DESIGNED

EL

DRAWN

EB

SCALE

1/50 @ A2

PROJECT No.

FLEA.3790

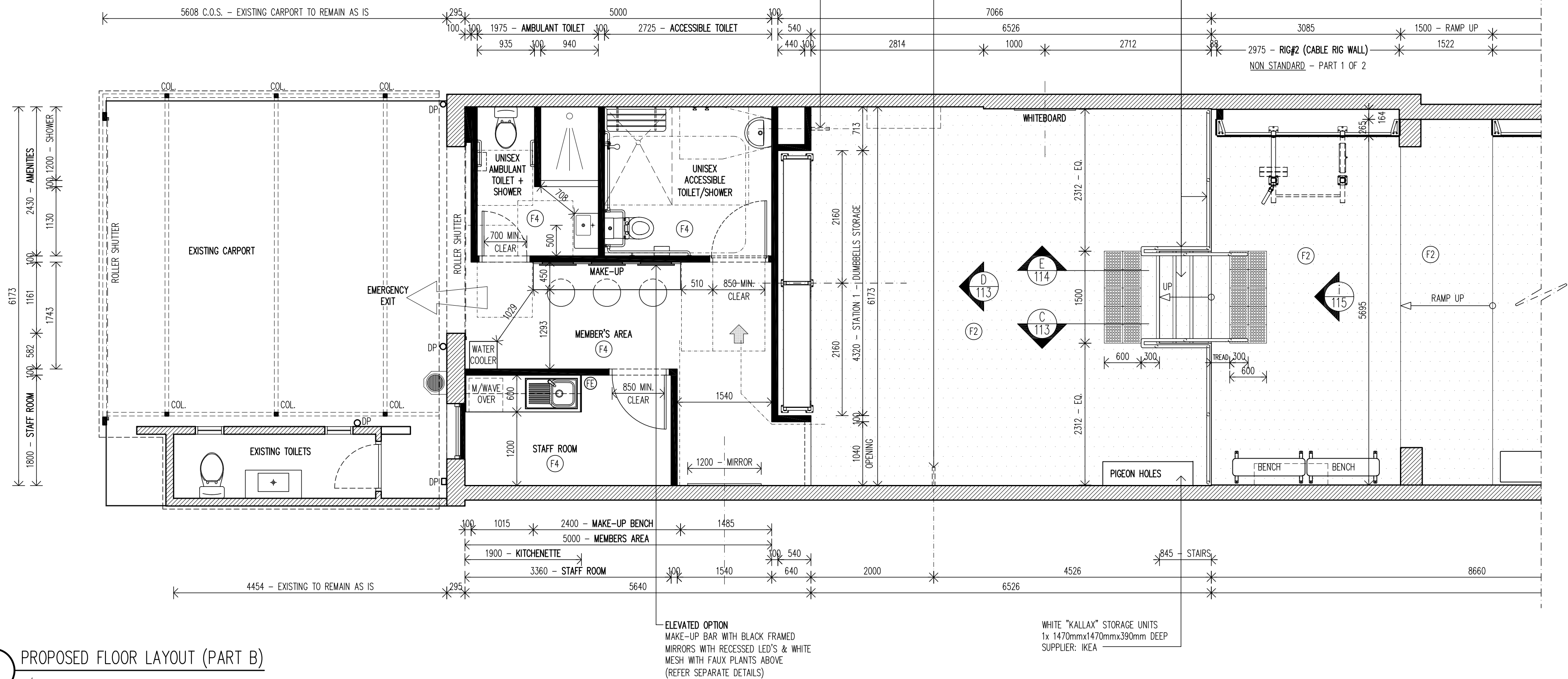
DRAWING No.

VECA_FLEA3790

105A

WALL MOUNTED PLATE STORAGE 3 PIN (375KG STORAGE CAPACITY) – BY ALPHAFIT – FASTENERS FOR AFFIXING PLATE STORAGE TO THE WALL ARE NOT PROVIDED – ALWAYS CHOOSE FIXINGS SPECIALLY SUITED TO THE MATERIAL OF YOUR WALL WHICH HAVE SUFFICIENT HOLDING POWER – ENSURE ALL BOLT HOLES ARE USED – ENSURE SUFFICIENT SUPPORTS/NOGGINGS/STRUCTURE IS PROVIDED BEFORE SHEETING OF THE WALL WHERE THE UNIT IS TO BE MOUNTED TO – CONSULT A STRUCTURAL ENGINEER OR SUITABLY QUALIFIED PROFESSIONAL FOR APPROVAL – HOLE SIZE FOR PLATE STORAGE: 12mm, TO SUIT M10 OR SIMILAR – RECOMMENDATIONS: TIMBER MGP10 FRAMING SUGGEST M10 COACH BOLTS, MINIMUM EMBEDMENT 50mm INTO TIMBER FRAME – CONCRETE/BRICK WALL SUGGEST M10 DYNABOLT OF SIMILAR LENGTH TO SUIT WALL SUBSTRATE

ENSURE NEW STAIRS + HANDRAILS/BALUSTRADE TO UPPER LEVEL ARE COMPLIANT WITH AS1428.1 (INCLUDING 300mm EXTENSIONS) BUILDER/SHOPFITTER TO DISCUSS OPTIONS WITH CLIENT PRIOR TO COMMENCING ON SITE. ALLOW FOR STAIR NOSINGS & TACTILE TILES.



1 PROPOSED FLOOR LAYOUT (PART B)

1/50 @ A2

POWER/DATA/SWITCHES NOTES:

PROVIDE POWER POINTS, DATA POINTS AND SWITCHES AS REQUIRED TO FITSTOP STANDARDS – DISCUSS ALL ON SITE WITH CLIENT – WHITE COVERS ON WHITE BACKGROUND, BLACK COVERS ON BLACK BACKGROUND

LEGENDS:

NEW WALLS/PARTITIONS

EXISTING WALLS/PARTITIONS

PORTABLE 4.5KG A:B(E) DRY CHEMICAL FIRE EXTINGUISHER(WITH SIGNAGE) AND BLANKET TO AS/NZS 1850-2009, AS/NZS 1841.1-2007 AND AS2444-2001

GENERAL FLOORCOVERING NOTES:

– CUTTING OR CHASING OF FLOOR SLAB NOT PERMITTED UNLESS APPROVED BY LESSOR

– ALL FLOOR FINISHES MUST BE FINISHED FLUSH WITH ADJACENT FINISH – USE 3mm CLEAR ANODISED FINISH ALUMINIUM ANGLE TO ALL JOINTS TO PROVIDE A LEVEL JUNCTION

– ANY TRIPPING HAZARD IS TO BE AVOIDED

– THE LESSEE IS TO MAKE ADEQUATE PROVISIONS IN THE FITOUT FOR ALL CONTROL & EXPANSION JOINTS WITHIN THE TENANCY – CO-ORDINATE WITH LESSOR & DESIGNER FOR TREATMENT

©2025 – THESE DESIGNS, DRAWINGS & SPECIFICATIONS ARE COPYRIGHT & CONFIDENTIAL AND THE PROPERTY OF VECA Group AND MUST NOT BE USED, REPRODUCED OR COPIED WHOLLY OR IN PART WITHOUT THE PERMISSION OF VECA Group. THESE DRAWINGS ARE DESIGN ONLY. SELECTED CONTRACTOR TO PRODUCE ITS OWN SHOP DRAWINGS FOR CONSTRUCTION.
ALL DIMENSIONS MUST BE CHECKED ON SITE BEFORE COMMENCEMENT OF CONSTRUCTION OR MANUFACTURING OF ANY ITEM. USE FIGURED DIMENSIONS IN PREFERENCE TO SCALED DIMENSIONS. ALL WORKS SHALL COMPLY WITH RELEVANT LOCAL HEALTH & COUNCIL REQUIREMENTS, LOCAL BUILDING REGULATIONS AND RELEVANT AUSTRALIAN CODES AND STANDARDS.
ANY DISCREPANCIES TO BE REPORTED TO VECA Group FOR CORRECTION PRIOR TO ANY WORK ON SITE.

A	LANDLORD/CLIENT APPROVAL	16.04.2025
ISSUE	AMENDMENTS	DATE

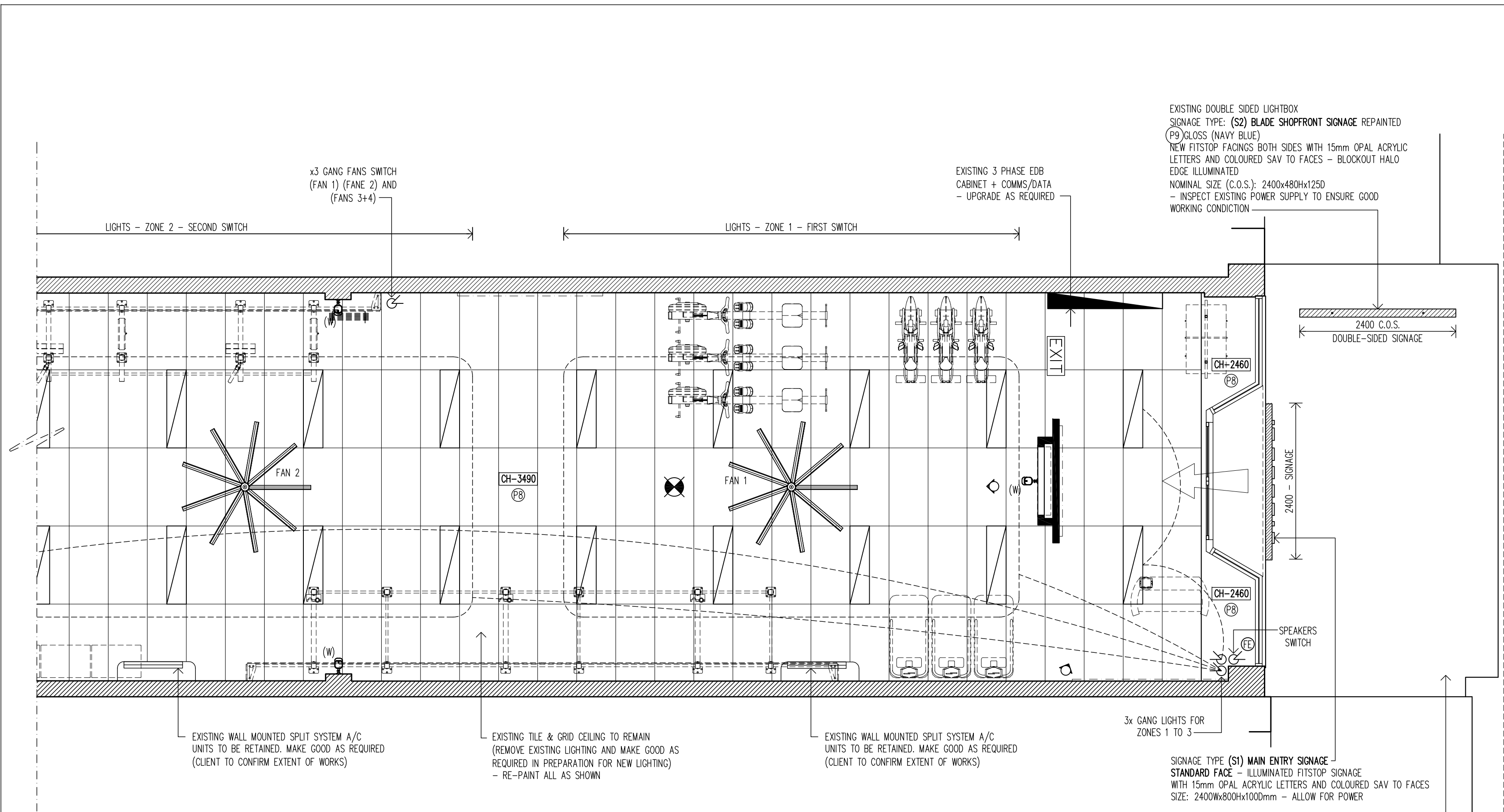
CLIENT:

FITSTOP.
FITSTOP Australia
51 Marilla Street
EAST BRISBANE QLD 4169
AUSTRALIA
Mobile: 0409 907 269 (Nicole Donohue)
EMAIL: nicole.donohue@fitstop.com

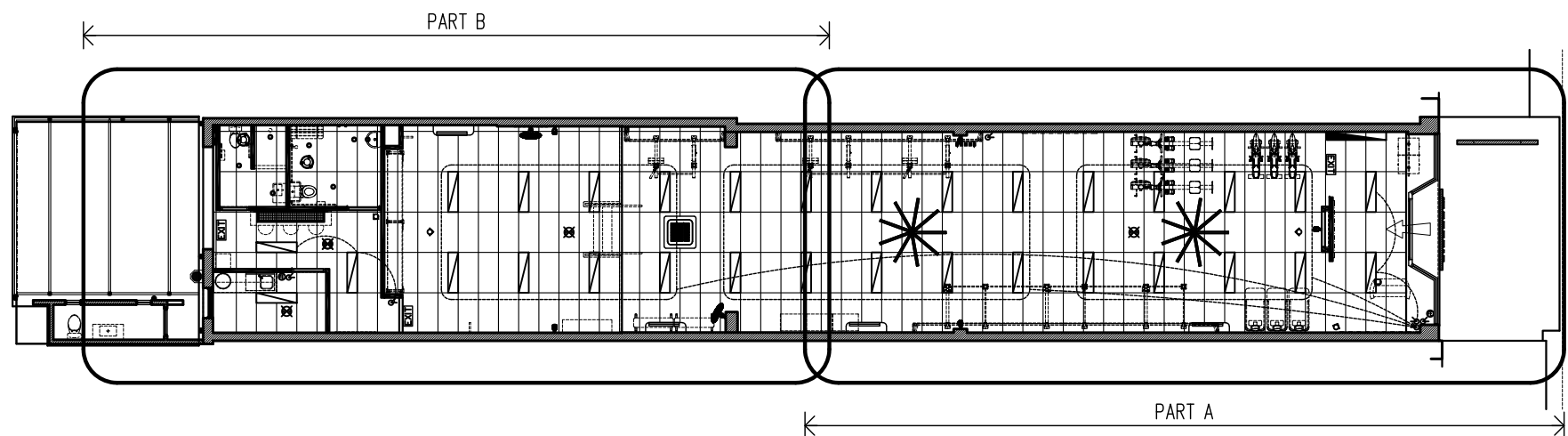
DESIGNER:

VECA Group
ABN 92 473 736 223
MOBILE: 0401 657 190 (Eric Lacout)
Registered Building Practitioner (VIC) – # CDP-ID 54352
Building Services Provider/Building Designer Ltd. (TAS)
License: #484351416
EMAIL: veca@vecagroup.com
WEB: <https://www.vecagroup.com>

PROJECT FITSTOP EARLWOOD
335 Homer Street
Earlwood NSW 2206
(Approx. 218sqm)
DRAWING PROPOSED FLOOR LAYOUT (PART B)
DATE 16th April 2025
DESIGNED EL
DRAWN EB
SCALE 1/50 @ A2
PROJECT No. FLEA.3790
DRAWING No. VECA_FLEA3790_106A



1 REFLECTED CEILING PLAN (PART A)
1/50 @ A2



OVERALL PLAN
1/200 @ A2

MECHANICAL REQUIREMENTS (A/C + EXHAUST)

- ALL A/C IS EXISTING - SOME DIFFUSERS AND RETURN AIR GRILLE TO BE RELOCATED AS NOTED
- ALL TO COMPLY WITH AS 1668.2-2012 AND AS 1668.2-2012/AMDT 1-2013

GENERAL NOTES:

- PROVIDE ONE CEILING SENSOR TO ACTIVATE LIGHTS (& EXHAUST), FIT FOR PURPOSE, IN EACH AMENITIES COMPARTMENT (REFER DRAWINGS)
- PROVIDE ALL SWITCHES, POWER/DATA POINTS, AS REQUIRED TO FITSTOP STANDARDS AND AS SHOWN
- ALL SWITCHES, POWER/DATA POINTS, ETC TO BE CLIPSAL C2000 CLASSIC SERIES (COVER PLATES COLOUR TO MATCH BACKGROUND FINISH COLOUR)
- ALLOW FOR SEPARATE CIRCUITS AS REQUIRED, FIT FOR PURPOSE, FOR ALL POWER AND LIGHTING

ELECTRICAL/MECHANICAL LEGENDS

IMPORTANT NOTES:

- IF REQUIRED, ALL EXISTING LIGHT FITTINGS AND REDUNDANT ELEMENTS TO BE REMOVED, CEILING TO BE MADE GOOD IN PREPARATION FOR NEW PAINT FINISHES AS NOTED
- AS 2560.2:2021 STIPULATES A "MINIMUM SERVICE ILLUMINANCE" OF 300LUX - THIS IS FOR A "LEVEL OF PLAY" CLASSIFIED AS "RECREATION AND TRAINING" - FOR THE "COMPETITION" LEVEL, THE RECOMMENDATION IS 500LUX - FOR A FITSTOP GYM A GOOD COMPROMISE IS 400LUX
- A LIGHTING DESIGN MUST BE PROVIDED TO CONFIRM LIGHTING LEVELS (400LUX MINIMAL AS PER ABOVE) ARE SATISFACTORY
- IF EXISTING, SPRINKLER & AIR CONDITIONING TO BE INSPECTED BY LESSOR'S NOMINATED CONTRACTORS TO ENSURE GOOD WORKING ORDER (EXISTING SUPPLY & RETURN AIR GRILLES TO BE INSPECTED AND MADE GOOD AS REQUIRED)



GENERAL LED PANELS
RANGE: OSRAM LEDVANCE TRI COLOUR LED PANEL 36W 6500K
SIZE: 1200X300MM
MOUNTING OPTIONS:
1. RECESSED
2. SURFACE MOUNTED
-ALLOW FOR "SURFACE MOUNTED KIT"
3. SUSPENDED
-ALLOW FOR "PANEL WIRE SUSPENSION KIT"
(MOUNTING OPTIONS TO BE DISCUSSED WITH CLIENT PRIOR TO INSTALLATION)



FEATURE RECESSED LED DOWNLIGHT
NAME: AURORA TRITONE - Ø110mm - IP44
OUTPUT: 12W - 1170 lm
COLOUR TEMPERATURE: 4200K
CRI: 80+
OPTICS: 100° BEAM / FINISH: WHITE - DIMMABLE
CODE: AURORA12W110-W-TRI
SUPPLIER: WWW.HANECO.COM.AU - 1300 001 LED



FEATURE RECESSED LED DOWNLIGHT @ MIRRORS
NAME: AURORA TRITONE - Ø110mm - IP44
OUTPUT: 9W - 860 lm
COLOUR TEMPERATURE: 4200K
CRI: 80+
OPTICS: 100° BEAM / FINISH: WHITE
CODE: AURORA9W110-W-TRI
SUPPLIER: WWW.HANECO.COM.AU - 1300 001 LED



SHOWER RECESSED LED DOWNLIGHT
NAME: DETAIL - Ø109mm - IP65
OUTPUT: 9W - 1120 Lm
COLOUR TEMPERATURE: 4000K
CRI: 80+
OPTICS: 60° BEAM / FINISH: WHITE
CODE: D9W110R4KWP65
SUPPLIER: WWW.HANECO.COM.AU - 1300 001 LED



EXISTING AND/OR NEW EMERGENCY LIGHTING (C.O.S.)
NEW TO BCA REQUIREMENTS AND/OR TO BE INSPECTED TO ENSURE GOOD WORKING ORDER & MAKE GOOD AS REQUIRED



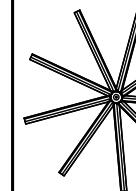
SWITCH WITH DIMMER IF NOTED
(FIT FOR PURPOSE AS NOTED)



SECURITY DOME CAMERA
SECURITY SYSTEM DETAILS T.B.C. WITH CLIENT'S BASED ON BUDGET AND LEVEL OF PERFORMANCE REQUIRED



FANS (WALL MOUNTED)
RENEGADE INDUSTRIAL FAN - R1280WFAN
280WATT, 3x SPEED WALL FAN, Ø750mm BLADE
COLOUR: BLACK
SUPPLIER: WWW.TRADETOOLS.COM



FANS (CEILING MOUNTED)
AIRFUSION RESORT 2030mm DC FAN (MATTE BLACK)
BRAND: LUCI AIR
CODE: SKU 212882
SIZE: Ø2030X330mmH
SUPPLIER: WWW.BEACONLIGHTINGCOMMERCIAL.COM.AU



SPEAKERS (WITH SWIVEL+TILT WALL MOUNT BRACKET)
SPEAKER: SONOS PLAY:1 BY WWW.SONOS.COM
BRACKET: MODEL WSM21 BY SANUS
MOUNTING HEIGHT IS CH-3200 TO UNDERSIDE IF POSSIBLE
ALLOW FOR 1x POWER PER SPEAKER, WIRED BACK TO UNDER RECEPTION DESK (REFER SEPARATE TYPICAL DETAILS) - (B) BLACK FINISH or (W) WHITE FINISH - QTY: 4x (6x IF GYM OVER 200m²)



EXISTING AND/OR NEW AIR CONDITIONING RETURN AIR GRILLE
TO MECHANICAL ENGINEER'S SPECIFICATIONS
COLOUR: WHITE



MECHANICAL EXHAUST VENTILATION REGISTERS
FIT FOR PURPOSE - TO COMPLY WITH AS 1668

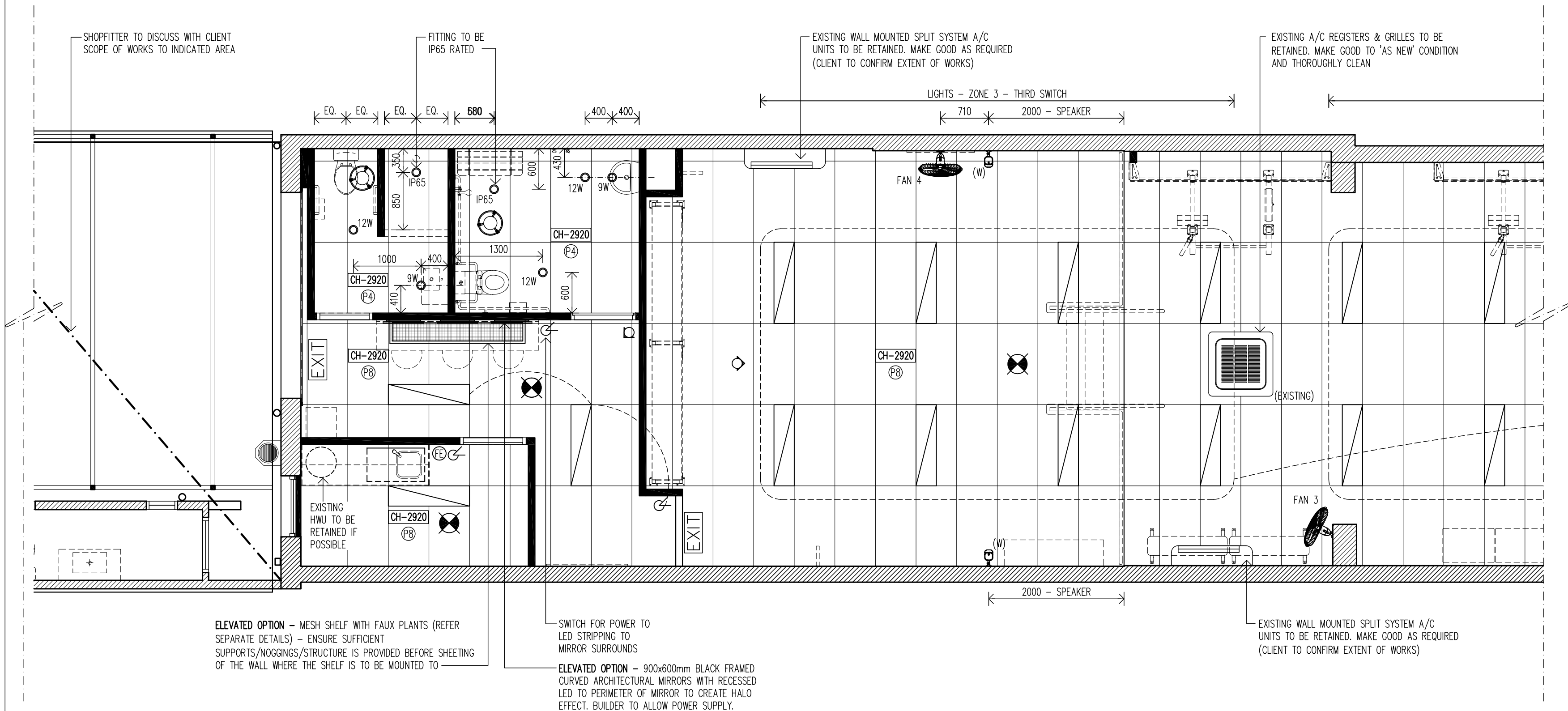
©2025 - THESE DESIGNS, DRAWINGS & SPECIFICATIONS ARE COPYRIGHT & CONFIDENTIAL AND THE PROPERTY OF VECA Group AND MUST NOT BE USED, REPRODUCED OR COPIED WHOLLY OR IN PART WITHOUT THE PERMISSION OF VECA Group. THESE DRAWINGS ARE DESIGN ONLY. SELECTED CONTRACTOR TO PRODUCE ITS OWN SHOP DRAWINGS FOR CONSTRUCTION.
ALL DIMENSIONS MUST BE CHECKED ON SITE BEFORE COMMENCEMENT OF CONSTRUCTION OR MANUFACTURING OF ANY ITEM. USE FIGURED DIMENSIONS IN PREFERENCE TO SCALED DIMENSIONS. ALL WORKS SHALL COMPLY WITH RELEVANT LOCAL HEALTH & COUNCIL REQUIREMENTS, LOCAL BUILDING REGULATIONS AND RELEVANT AUSTRALIAN CODES AND STANDARDS.
ANY DISCREPANCIES TO BE REPORTED TO VECA Group FOR CORRECTION PRIOR TO ANY WORK ON SITE.

A	LANDLORD/CLIENT APPROVAL	16.04.2025
ISSUE	AMENDMENTS	DATE

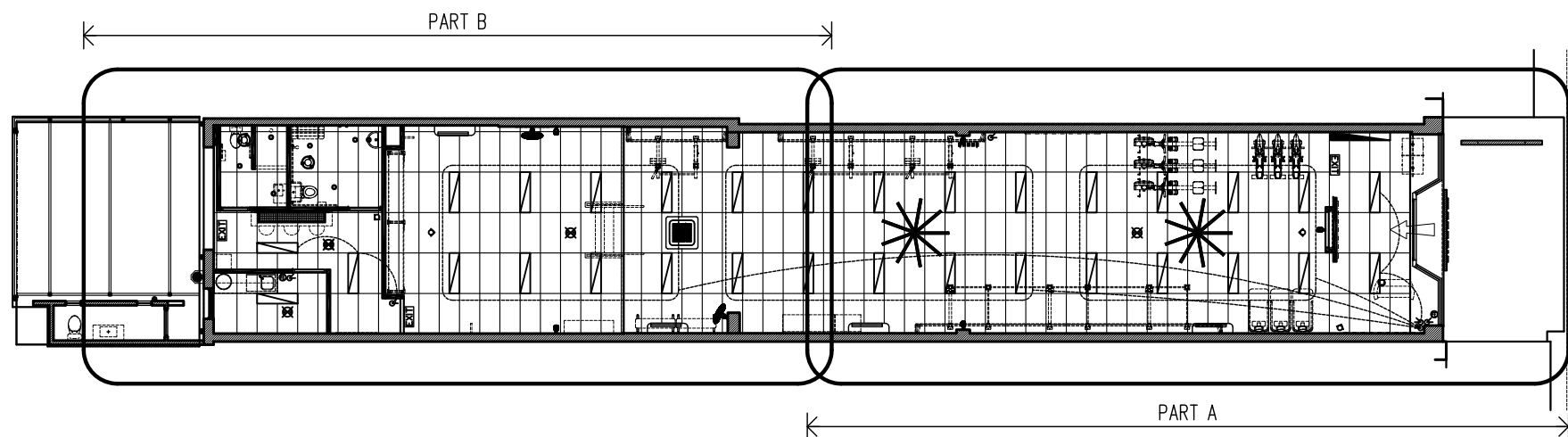
CLIENT:
FITSTOP.
FITSTOP Australia
51 Marlin Street
EAST BRISBANE QLD 4169
AUSTRALIA
Mobile: 0409 907 269 (Nicole Donohue)
EMAIL: nicole.donohue@fitstop.com

DESIGNER:
VECA Group
ABN 92 473 736 223
MOBILE: 0401 657 190 (Eric Lacour)
Registered Building Practitioner (VIC) - # CDP-ID 54352
Building Services Provider/Building Designer Ltd. (TAS)
License: #484351416
EMAIL: veca@vecagroup.com
WEB: https://www.vecagroup.com

PROJECT	FITSTOP EARLWOOD 335 Homer Street Earlwood NSW 2206 (Approx. 218sqm)
DRAWING	REFLECTED CEILING PLAN INC. LIGHTING (PART A)
DATE	16th April 2025
DESIGNED	EL
DRAWN	EB
SCALE	AS INDICATED (A2 SHEET SIZE)
PROJECT No.	FIEA.3790
DRAWING No.	VECA_FIEA3790_107A



1 REFLECTED CEILING PLAN (PART B)
1/50 @ A2

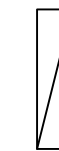


OVERALL PLAN
1/200 @ A2

ELECTRICAL/MECHANICAL LEGENDS

IMPORTANT NOTES:

- IF REQUIRED, ALL EXISTING LIGHT FITTINGS AND REDUNDANT ELEMENTS TO BE REMOVED, CEILING TO BE MADE GOOD IN PREPARATION FOR NEW PAINT FINISHES AS NOTED
- AS 2560.2:2021 STIPULATES A "MINIMUM SERVICE ILLUMINANCE" OF 300LUX – THIS IS FOR A "LEVEL OF PLAY" CLASSIFIED AS "RECREATION AND TRAINING" – FOR THE "COMPETITION" LEVEL, THE RECOMMENDATION IS 500LUX – FOR A FITSTOP GYM A GOOD COMPROMISE IS 400LUX
- A LIGHTING DESIGN MUST BE PROVIDED TO CONFIRM LIGHTING LEVELS (400LUX MINIMAL AS PER ABOVE) ARE SATISFACTORY
- IF EXISTING, SPRINKLER & AIR CONDITIONING TO BE INSPECTED BY LESSOR'S NOMINATED CONTRACTORS TO ENSURE GOOD WORKING ORDER (EXISTING SUPPLY & RETURN AIR GRILLES TO BE INSPECTED AND MADE GOOD AS REQUIRED)



GENERAL LED PANELS
RANGE: OSRAM LEDVANCE TRI COLOUR LED PANEL 36W 6500K
SIZE: 1200X300MM
MOUNTING OPTIONS:
1. RECESSED
2. SURFACE MOUNTED
–ALLOW FOR "SURFACE MOUNTED KIT"
3. SUSPENDED
–ALLOW FOR "PANEL WIRE SUSPENSION KIT"
(MOUNTING OPTIONS TO BE DISCUSSED WITH CLIENT PRIOR TO INSTALLATION)



FEATURE RECESSED LED DOWNLIGHT
NAME: AURORA TRITONE – Ø110mm – IP44
OUTPUT: 12W – 1170 lm
COLOUR TEMPERATURE: 4200K
CRI: 80+
OPTICS: 100° BEAM / FINISH: WHITE – DIMMABLE
CODE: AURORA12W110-W-TRI
SUPPLIER: WWW.HANECO.COM.AU – 1300 001 LED



FEATURE RECESSED LED DOWNLIGHT @ MIRRORS
NAME: AURORA TRITONE – Ø110mm – IP44
OUTPUT: 9W – 860 lm
COLOUR TEMPERATURE: 4200K
CRI: 80+
OPTICS: 100° BEAM / FINISH: WHITE
CODE: AURORA9W110-W-TRI
SUPPLIER: WWW.HANECO.COM.AU – 1300 001 LED



SHOWER RECESSED LED DOWNLIGHT
NAME: DETAIL – Ø109mm – IP65
OUTPUT: 9W – 1120 Lm
COLOUR TEMPERATURE: 4000K
CRI: 80+
OPTICS: 60° BEAM / FINISH: WHITE
CODE: D9W110R4KWIP65
SUPPLIER: WWW.HANECO.COM.AU – 1300 001 LED



EXISTING AND/OR NEW EMERGENCY LIGHTING (C.O.S.)
NEW TO BCA REQUIREMENTS AND/OR TO BE INSPECTED TO ENSURE GOOD WORKING ORDER & MAKE GOOD AS REQUIRED



SWITCH WITH DIMMER IF NOTED
(FIT FOR PURPOSE AS NOTED)



SECURITY DOME CAMERA
SECURITY SYSTEM DETAILS T.B.C. WITH CLIENT'S BASED ON BUDGET AND LEVEL OF PERFORMANCE REQUIRED



FANS (WALL MOUNTED)
RENEGADE INDUSTRIAL FAN – R1280WFAN
280WATT, 3x SPEED WALL FAN, Ø750mm BLADE
COLOUR: BLACK
SUPPLIER: WWW.TRADETOOLS.COM



FANS (CEILING MOUNTED)
AIRFUSION RESORT 2030mm DC FAN (MATTE BLACK)
BRAND: LUCI AIR
CODE: SKU 212882
SIZE: Ø2030X330mmH
SUPPLIER: WWW.BEACONLIGHTINGCOMMERCIAL.COM.AU



SPEAKERS (WITH SWIVEL+TILT WALL MOUNT BRACKET)
SPEAKER: SONOS PLAY:1 BY WWW.SONOS.COM
BRACKET: MODEL WSM21 BY SANUS
MOUNTING HEIGHT IS CH-3200 TO UNDERSIDE IF POSSIBLE
ALLOW FOR 1x POWER PER SPEAKER, WIRED BACK TO UNDER RECEPTION DESK (REFER SEPARATE TYPICAL DETAILS) – (B) BLACK FINISH or (W) WHITE FINISH – QTY: 4x (6x IF GYM OVER 200m²)



EXISTING AND/OR NEW AIR CONDITIONING RETURN AIR GRILLE
TO MECHANICAL ENGINEER'S SPECIFICATIONS
COLOUR: WHITE



MECHANICAL EXHAUST VENTILATION REGISTERS
FIT FOR PURPOSE – TO COMPLY WITH AS 1668

MECHANICAL REQUIREMENTS (A/C + EXHAUST)

- ALL A/C IS EXISTING – SOME DIFFUSERS AND RETURN AIR GRILLE TO BE RELOCATED AS NOTED
- ALL TO COMPLY WITH AS 1668.2-2012 AND AS 1668.2-2012/AMDT 1-2013

GENERAL NOTES:

- PROVIDE ONE CEILING SENSOR TO ACTIVATE LIGHTS (& EXHAUST), FIT FOR PURPOSE, IN EACH AMENITIES COMPARTMENT (REFER DRAWINGS)
- PROVIDE ALL SWITCHES, POWER/DATA POINTS, AS REQUIRED TO FITSTOP STANDARDS AND AS SHOWN
- ALL SWITCHES, POWER/DATA POINTS, ETC TO BE CLIPSAL C2000 CLASSIC SERIES (COVER PLATES COLOUR TO MATCH BACKGROUND FINISH COLOUR)
- ALLOW FOR SEPARATE CIRCUITS AS REQUIRED, FIT FOR PURPOSE, FOR ALL POWER AND LIGHTING

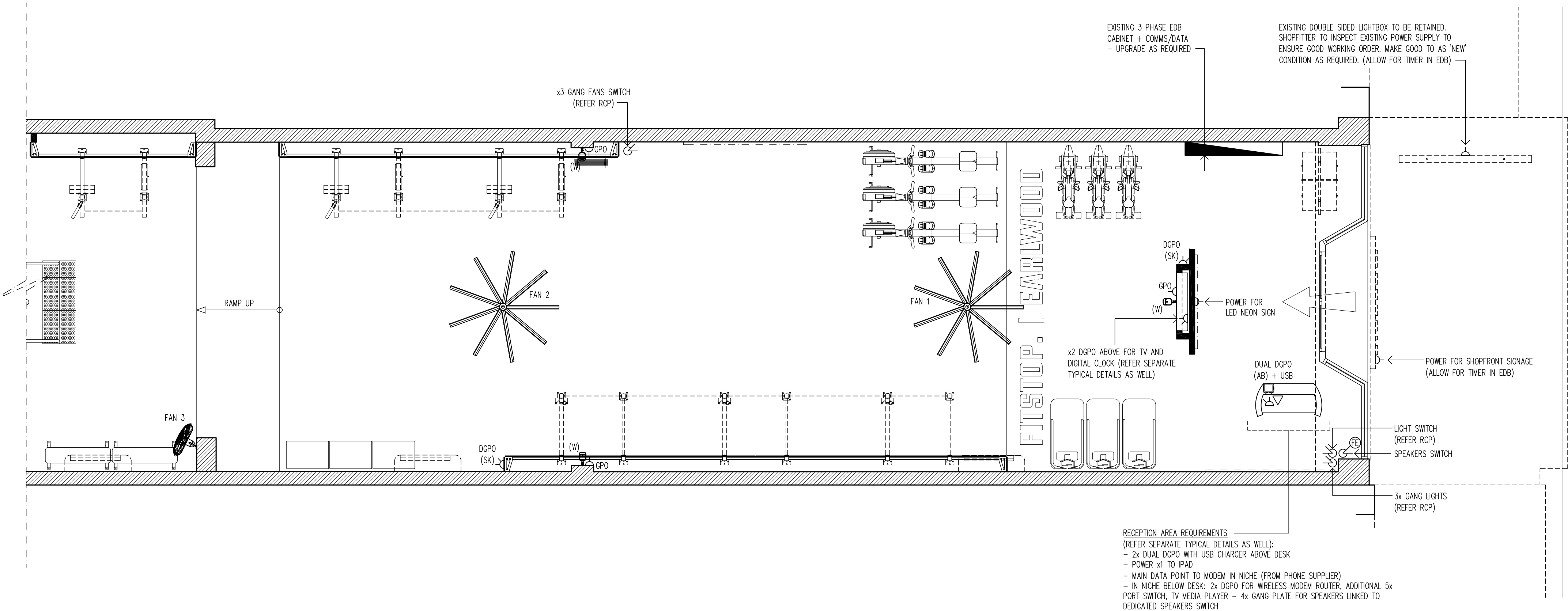
©2025 – THESE DESIGNS, DRAWINGS & SPECIFICATIONS ARE COPYRIGHT & CONFIDENTIAL AND THE PROPERTY OF VECA Group AND MUST NOT BE USED, REPRODUCED OR COPIED WHOLLY OR IN PART WITHOUT THE PERMISSION OF VECA Group. THESE DRAWINGS ARE DESIGN ONLY. SELECTED CONTRACTOR TO PRODUCE ITS OWN SHOP DRAWINGS FOR CONSTRUCTION.
ALL DIMENSIONS MUST BE CHECKED ON SITE BEFORE COMMENCEMENT OF CONSTRUCTION OR MANUFACTURING OF ANY ITEM. USE FIGURED DIMENSIONS IN PREFERENCE TO SCALED DIMENSIONS. ALL WORKS SHALL COMPLY WITH RELEVANT LOCAL HEALTH & COUNCIL REQUIREMENTS, LOCAL BUILDING REGULATIONS AND RELEVANT AUSTRALIAN CODES AND STANDARDS.
ANY DISCREPANCIES TO BE REPORTED TO VECA Group FOR CORRECTION PRIOR TO ANY WORK ON SITE.

A LANDLORD/CLIENT APPROVAL 16.04.2025
ISSUE AMENDMENTS DATE

CLIENT:
FITSTOP.
FITSTOP Australia
51 Marilla Street
EAST BRISBANE QLD 4169
AUSTRALIA
Mobile: 0409 907 269 (Nicole Donohue)
EMAIL: nicole.donohue@fitstop.com






DESIGNER:
VECA Group
ABN 92 473 736 223
MOBILE: 0401 657 190 (Eric Lacour)
Registered Building Practitioner (VIC) – # CDP-ID 54352
Building Services Provider/Building Designer Ltd. (TAS)
License: #484351416
EMAIL: veca@vecagroup.com
WEB: https://www.vecagroup.com

PROJECT FITSTOP EARLWOOD
335 Homer Street
Earlwood NSW 2206
(Approx. 218sqm)
DRAWING **REFLECTED CEILING PLAN INC. LIGHTING (PART B)**
DATE 16th April 2025
DESIGNED EL
DRAWN EB
SCALE AS INDICATED (A2 SHHET SIZE)
PROJECT No. FIEA.3790
DRAWING No. VECA_FIEA3790_ **108A**



1 ELECTRICAL PLAN – INCLUDING POWER & DATA (PART A)
1/50 @ A2

ELECTRICAL LEGENDS

- DGPO  DGPO DOUBLE GENERAL PURPOSE OUTLET
(FIT FOR PURPOSE AS NOTED)
(AB) – ABOVE BENCH
(UB) – UNDER BENCH
(SK) – SKIRTING
- GPO  GPO SINGLE GENERAL PURPOSE OUTLET
(FIT FOR PURPOSE AS NOTED)
-  SWITCH (REFER RCP)
-  DATA CAT6 (FIT TO PURPOSE AS NOTED)
-  (B)/(W) SPEAKERS
FITSTOP STANDARD – MOUNTING HEIGHT IS CH-3200 TO
UNDERSIDE – ALLOW FOR 1x POWER PER SPEAKER, WIRED BACK
TO UNDER RECEPTION DESK (REFER SEPARATE TYPICAL DETAILS)
– (B) BLACK FINISH or (W) WHITE FINISH – QTY: 4x

GENERAL NOTES:

- PROVIDE ONE CEILING SENSOR TO ACTIVATE LIGHTS (& EXHAUST), FIT FOR PURPOSE, IN EACH AMENITIES COMPARTMENT (REFER DRAWINGS)
- PROVIDE ALL SWITCHES, POWER/DATA POINTS, AS REQUIRED TO FITSTOP STANDARDS AND AS SHOWN
- ALL SWITCHES, POWER/DATA POINTS, ETC TO BE CLIPSAL C2000 CLASSIC SERIES (COVER PLATES COLOUR TO MATCH BACKGROUND FINISH COLOUR)
- ALLOW FOR SEPARATE CIRCUITS AS REQUIRED, FIT TO PURPOSE, FOR ALL POWER AND LIGHTING

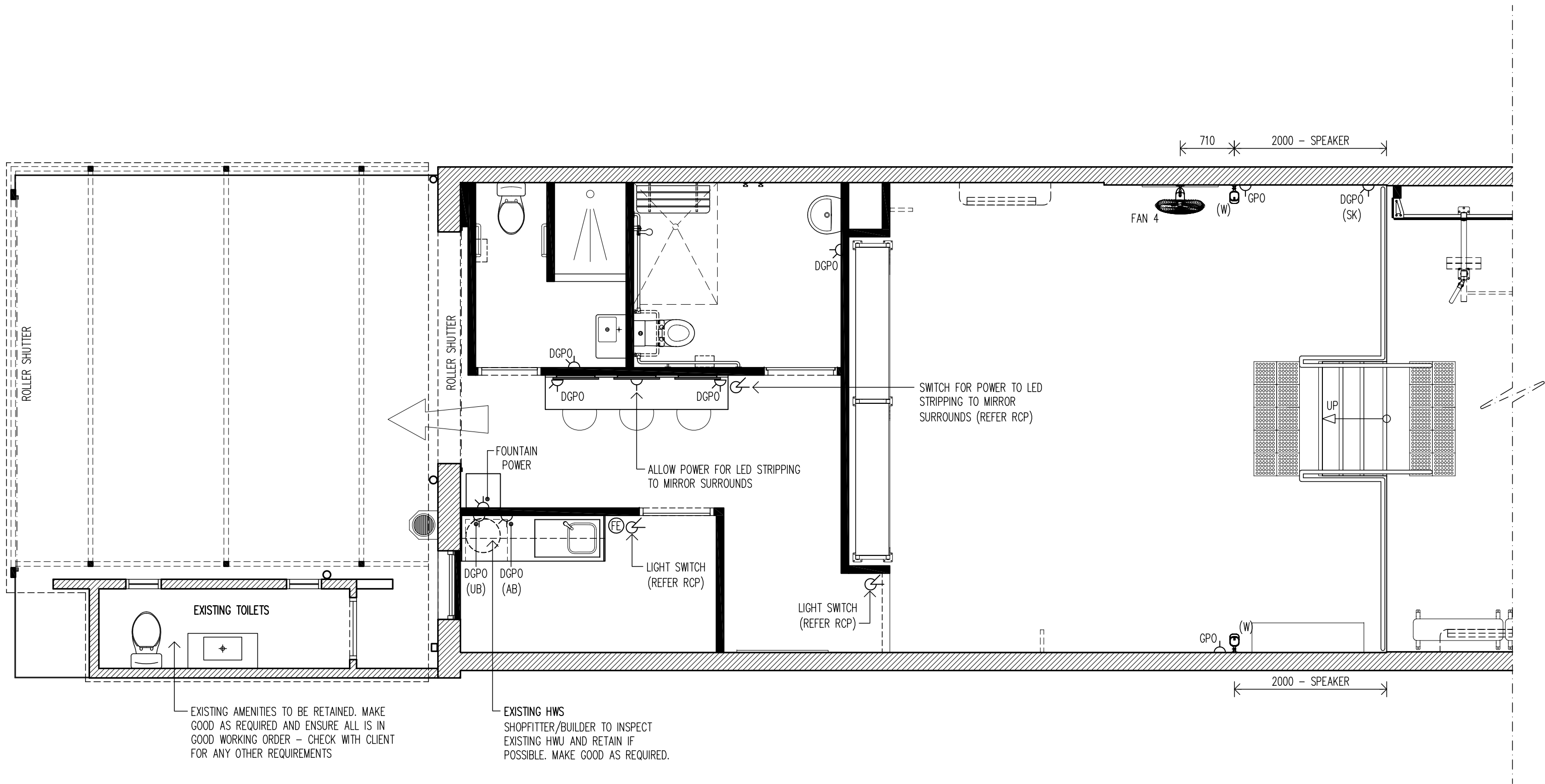
©2025 – THESE DESIGNS, DRAWINGS & SPECIFICATIONS ARE COPYRIGHT & CONFIDENTIAL AND THE PROPERTY OF VECA Group AND MUST NOT BE USED, REPRODUCED OR COPIED WHOLLY OR IN PART WITHOUT THE PERMISSION OF VECA Group. THESE DRAWINGS ARE DESIGN ONLY. SELECTED CONTRACTOR TO PRODUCE ITS OWN SHOP DRAWINGS FOR CONSTRUCTION.
ALL DIMENSIONS MUST BE CHECKED ON SITE BEFORE COMMENCEMENT OF CONSTRUCTION OR MANUFACTURING OF ANY ITEM. USE FIGURED DIMENSIONS IN PREFERENCE TO SCALED DIMENSIONS. ALL WORKS SHALL COMPLY WITH RELEVANT LOCAL HEALTH & COUNCIL REQUIREMENTS, LOCAL BUILDING REGULATIONS AND RELEVANT AUSTRALIAN CODES AND STANDARDS.
ANY DISCREPANCIES TO BE REPORTED TO VECA Group FOR CORRECTION PRIOR TO ANY WORK ON SITE.

A LANDLORD/CLIENT APPROVAL		16.04.2025
ISSUE	AMENDMENTS	DATE

CLIENT:
FITSTOP.
FITSTOP Australia
51 Marilla Street
EAST BRISBANE QLD 4169
AUSTRALIA
Mobile: 0409 907 269 (Nicole Donohue)
EMAIL: nicole.donohue@fitstop.com

DESIGNER:
VECA Group
ABN 92 473 736 223
MOBILE: 0401 657 190 (Eric Lacour)
Registered Building Practitioner (VIC) - # CDP-ID 54352
Building Services Provider/Building Designer Ltd. (TAS)
License #484351416
EMAIL: veca@vecagroup.com
WEB: <https://www.vecagroup.com>

PROJECT	FITSTOP EARLWOOD 335 Homer Street Earlwood NSW 2206 (Approx. 218sqm)		
DRAWING	ELECTRICAL PLAN(PART A) INC. POWER + DATA		
DATE	16th April 2025		
DESIGNED	EL		
DRAWN	EB		
SCALE	1/50 @ A2		
PROJECT No.	FLEA.3790		
DRAWING No.	VECA_FLEA3790_		



1 ELECTRICAL PLAN – INCLUDING POWER & DATA (PART B)

1/50 @ A2

ELECTRICAL LEGENDS



DGPO DOUBLE GENERAL PURPOSE OUTLET
(FIT FOR PURPOSE AS NOTED)
(AB) – ABOVE BENCH
(UB) – UNDER BENCH
(SK) – SKIRTING



GPO SINGLE GENERAL PURPOSE OUTLET
(FIT FOR PURPOSE AS NOTED)



SWITCH (REFER RCP)



DATA CAT6 (FIT TO PURPOSE AS NOTED)



(B)/(W)

SPEAKERS
FITSTOP STANDARD – MOUNTING HEIGHT IS CH-3200 TO UNDERSIDE – ALLOW FOR 1x POWER PER SPEAKER, WIRED BACK TO UNDER RECEPTION DESK (REFER SEPARATE TYPICAL DETAILS)
– (B) BLACK FINISH or (W) WHITE FINISH – QTY: 4x

GENERAL NOTES:

- PROVIDE ONE CEILING SENSOR TO ACTIVATE LIGHTS (& EXHAUST), FIT FOR PURPOSE, IN EACH AMENITIES COMPARTMENT (REFER DRAWINGS)
- PROVIDE ALL SWITCHES, POWER/DATA POINTS, AS REQUIRED TO FITSTOP STANDARDS AND AS SHOWN
- ALL SWITCHES, POWER/DATA POINTS, ETC TO BE CLIPSAL C2000 CLASSIC SERIES (COVER PLATES COLOUR TO MATCH BACKGROUND FINISH COLOUR)
- ALLOW FOR SEPARATE CIRCUITS AS REQUIRED, FIT TO PURPOSE, FOR ALL POWER AND LIGHTING

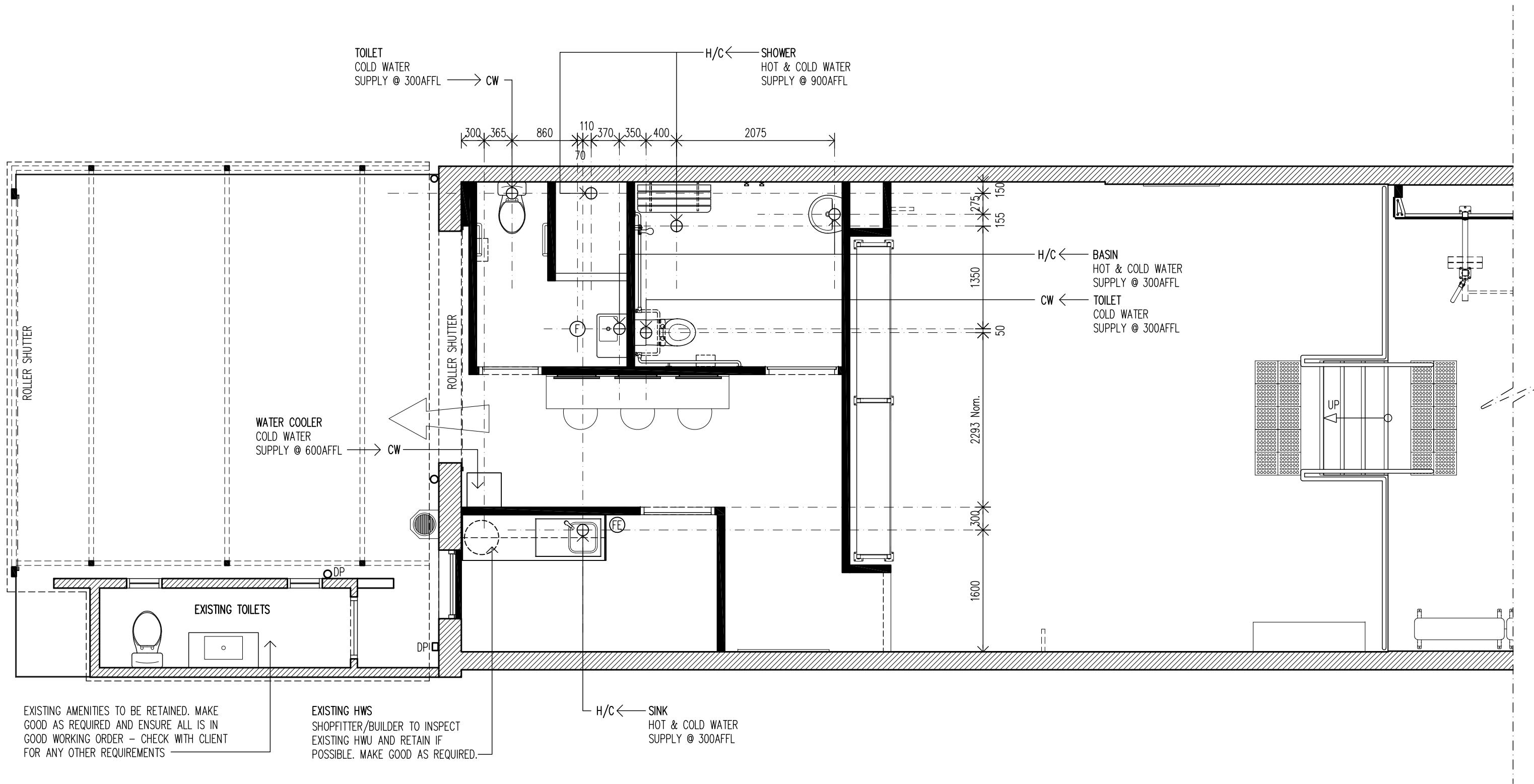
©2025 – THESE DESIGNS, DRAWINGS & SPECIFICATIONS ARE COPYRIGHT & CONFIDENTIAL AND THE PROPERTY OF VECA Group AND MUST NOT BE USED, REPRODUCED OR COPIED WHOLLY OR IN PART WITHOUT THE PERMISSION OF VECA Group. THESE DRAWINGS ARE DESIGN ONLY. SELECTED CONTRACTOR TO PRODUCE ITS OWN SHOP DRAWINGS FOR CONSTRUCTION.
ALL DIMENSIONS MUST BE CHECKED ON SITE BEFORE COMMENCEMENT OF CONSTRUCTION OR MANUFACTURING OF ANY ITEM. USE FIGURED DIMENSIONS IN PREFERENCE TO SCALED DIMENSIONS. ALL WORKS SHALL COMPLY WITH RELEVANT LOCAL HEALTH & COUNCIL REQUIREMENTS, LOCAL BUILDING REGULATIONS AND RELEVANT AUSTRALIAN CODES AND STANDARDS.
ANY DISCREPANCIES TO BE REPORTED TO VECA Group FOR CORRECTION PRIOR TO ANY WORK ON SITE.

A	LANDLORD/CLIENT APPROVAL	16.04.2025
ISSUE	AMENDMENTS	DATE

CLIENT:
FITSTOP.
FITSTOP Australia
51 Morilla Street
EAST BRISBANE QLD 4169
AUSTRALIA
Mobile: 0409 907 269 (Nicole Donohue)
EMAIL: nicole.donohue@fitstop.com

DESIGNER:
VECA Group
ABN 92 473 736 223
MOBILE: 0401 657 190 (Eric Lacour)
Registered Building Practitioner (VIC) - # CDP-ID 54352
Building Services Provider/Building Designer Ltd. (TAS)
License #484351416
EMAIL: veca@vecagroup.com
WEB: <https://www.vecagroup.com>

PROJECT	FITSTOP EARLOWOOD 335 Homer Street Earlowood NSW 2206 (Approx. 218sqm)
DRAWING	ELECTRICAL PLAN(PART B) INC. POWER + DATA
DATE	16th April 2025
DESIGNED	EL
DRAWN	EB
SCALE	1/50 @ A2
PROJECT No.	FIEA.3790
DRAWING No.	VECA_FIEA3790_110A



THIS DRAWING IS INDICATIVE ONLY
– REFER TO ENGINEERED
HYDRAULICS LAYOUT (BY OTHERS)
FOR FINAL POSITION OF ALL
SERVICES POINTS

1 HYDRAULICS LAYOUT

1/50 @ A2

IMPORTANT NOTES:

- ALL PLUMBING/GAS SERVICES POINTS ARE INDICATIVE ONLY (ALL SERVICES AS PER MANUFACTURER'S WRITTEN INSTRUCTIONS)
- ALL HYDRAULICS REQUIREMENTS TO BE CONFIRMED ON SITE TO SUIT EQUIPMENT AND IN ACCORDANCE WITH AUSTRALIAN STANDARDS, LOCAL AUTHORITY GUIDELINES & LESSOR REQUIREMENTS
- SUPPLY & INSTALL HOT & COLD WATER RETICULATION TO ALL FIXTURES & EQUIPMENT – WHERE PRACTICABLE, ALL PIPEWORK TO BE CONCEALED WHERE POSSIBLE IN WALL/FLOOR CAVITIES IN ACCORDANCE WITH THE BUILDING CODE OF AUSTRALIA
- PIPEWORK TO FIXTURES WHERE VISIBLE SHALL BE CHROMIUM PLATED (CO-ORDINATE WITH DESIGNER) – ALL HOT WATER PIPEWORK TO BE FULLY INSULATED TO AS3500
- ALL SINKS & HAND BASINS TO BE PROVIDED WITH HOT & COLD WATER
- ENSURE COMPLIANCE WITH THE PLANNING AUTHORITY, FIRE SERVICES AND WATER REGULATIONS (IN PARTICULAR FOR GREASE TRAP REQUIREMENTS)
- ANY SPECIFIC REQUIREMENTS IMPLEMENTED BY ANY LOCAL AUTHORITIES ARE TO BE CARRIED OUT AS INSTRUCTED
- SUPPLY AND INSTALL OF ALL PLUMBING FIXTURES SHALL BE IN COMPLIANCE WITH AS/NZS 3500 SET (PARTS 0-4)–2021 "PLUMBING AND DRAINAGE SET"
- ENSURE MAIN WATER FEED IS SIZED AS REQUIRED TO PROVIDE ADEQUATE PRESSURE TO SERVICE ALL AMENITIES

PLUMBING SERVICES LEGEND

- ⊕ 50mm OR 100mm DIAM. WASTE POINT TO SEWER
- Ⓢ 100mm DIAM. FLOOR WASTE TO SEWER
- ⓈE FIRE EXTINGUISHER/BLANKET
- HW HOT WATER SUPPLY
- CW COLD WATER SUPPLY
- H/C HOT & COLD WATER SUPPLY

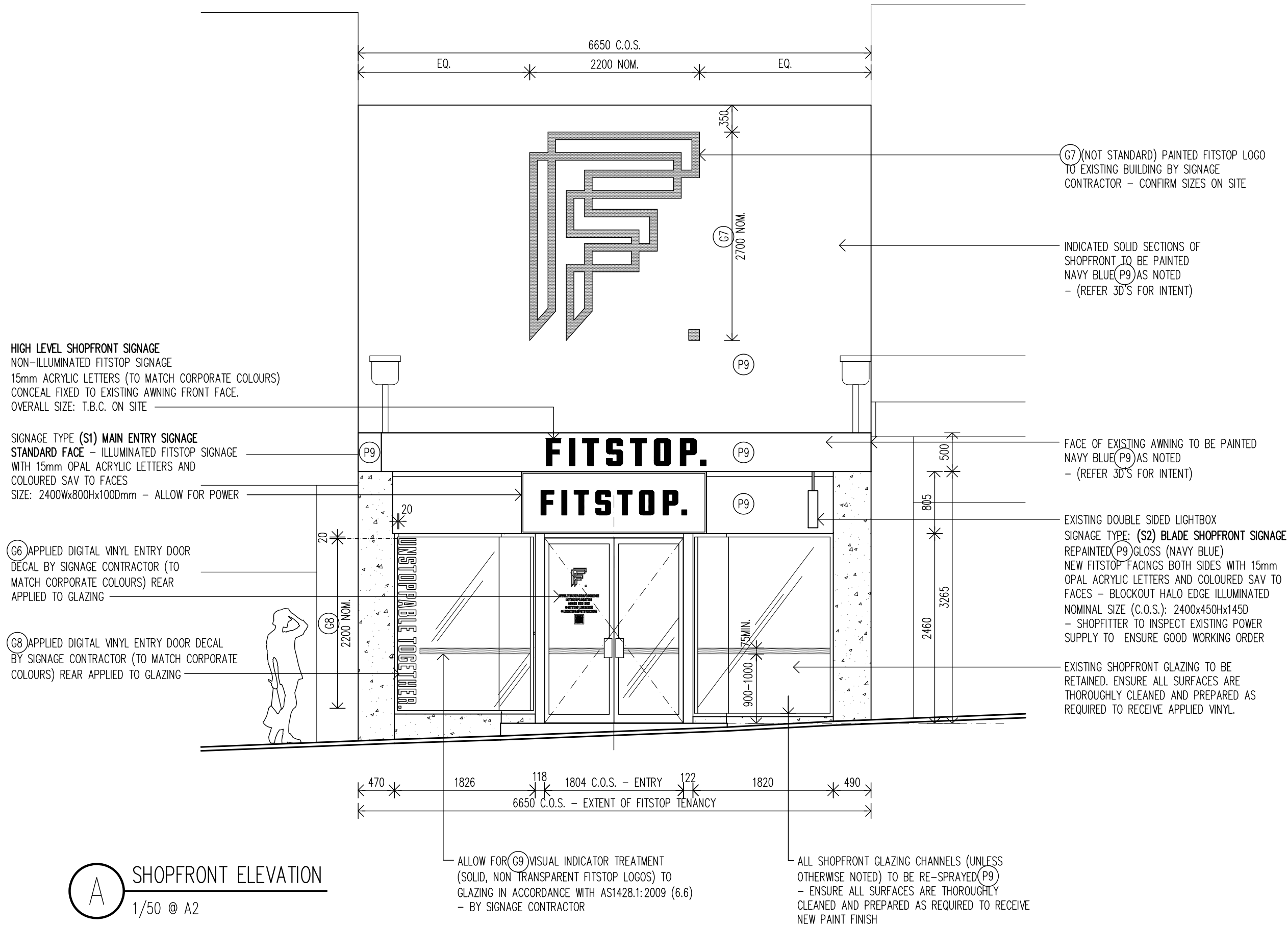
©2025 – THESE DESIGNS, DRAWINGS & SPECIFICATIONS ARE COPYRIGHT & CONFIDENTIAL AND THE PROPERTY OF VECA Group AND MUST NOT BE USED, REPRODUCED OR COPIED WHOLLY OR IN PART WITHOUT THE PERMISSION OF VECA Group. THESE DRAWINGS ARE DESIGN ONLY. SELECTED CONTRACTOR TO PRODUCE ITS OWN SHOP DRAWINGS FOR CONSTRUCTION.
ALL DIMENSIONS MUST BE CHECKED ON SITE BEFORE COMMENCEMENT OF CONSTRUCTION OR MANUFACTURING OF ANY ITEM. USE FIGURED DIMENSIONS IN PREFERENCE TO SCALED DIMENSIONS. ALL WORKS SHALL COMPLY WITH RELEVANT LOCAL HEALTH & COUNCIL REQUIREMENTS, LOCAL BUILDING REGULATIONS AND RELEVANT AUSTRALIAN CODES AND STANDARDS.
ANY DISCREPANCIES TO BE REPORTED TO VECA Group FOR CORRECTION PRIOR TO ANY WORK ON SITE.

A LANDLORD/CLIENT APPROVAL			16.04.2025
ISSUE	AMENDMENTS	DATE	

CLIENT:
FITSTOP.
FITSTOP Australia
51 Marilla Street
EAST BRISBANE QLD 4169
AUSTRALIA
Mobile: 0409 907 269 (Nicole Donohue)
EMAIL: nicole.donohue@fitstop.com

DESIGNER:
VECA Group
ABN 92 473 736 223
MOBILE: 0401 657 190 (Eric Lacour)
Registered Building Practitioner (VIC) - # CDP-ID 54352
Building Services Provider/Building Designer Ltd. (TAS)
License #484351416
EMAIL: veca@vecagroup.com
WEB: <https://www.vecagroup.com>

PROJECT	FITSTOP EARLWOOD 335 Homer Street Earlwood NSW 2206 (Approx. 218sqm)		
DRAWING	HYDRAULIC SERVICES LAYOUT		
DATE	16th April 2025		
DESIGNED	EL		
DRAWN	EB		
SCALE	1/50 @ A2		
PROJECT No.	FIEA.3790		
DRAWING No.	VECA_FIEA3790_111A		



©2025 – THESE DESIGNS, DRAWINGS & SPECIFICATIONS ARE COPYRIGHT & CONFIDENTIAL AND THE PROPERTY OF VECA Group AND MUST NOT BE USED, REPRODUCED OR COPIED WHOLLY OR IN PART WITHOUT THE PERMISSION OF VECA Group. THESE DRAWINGS ARE DESIGN ONLY. SELECTED CONTRACTOR TO PRODUCE ITS OWN SHOP DRAWINGS FOR CONSTRUCTION.
ALL DIMENSIONS MUST BE CHECKED ON SITE BEFORE COMMENCEMENT OF CONSTRUCTION OR MANUFACTURING OF ANY ITEM. USE FIGURED DIMENSIONS IN PREFERENCE TO SCALED DIMENSIONS. ALL WORKS SHALL COMPLY WITH RELEVANT LOCAL HEALTH & COUNCIL REQUIREMENTS, LOCAL BUILDING REGULATIONS AND RELEVANT AUSTRALIAN CODES AND STANDARDS.
ANY DISCREPANCIES TO BE REPORTED TO VECA Group FOR CORRECTION PRIOR TO ANY WORK ON SITE.

A LANDLORD/CLIENT APPROVAL		16.04.2025
ISSUE	AMENDMENTS	DATE

CLIENT:

FITSTOP Australia
51 Marilla Street
EAST BRISBANE QLD 4169
AUSTRALIA
Mobile: 0409 907 269 (Nicole Donohue)
EMAIL: nicole.donohue@fitstop.com

DESIGNER:

VECA Group
ABN 92 473 736 223
MOBILE: 0401 657 190 (Eric Lacour)
Registered Building Practitioner (VIC) - # CDP-ID 54352
Building Services Provider/Building Designer Ltd. (TAS)
License: #484351416
EMAIL: veca@vecagroup.com
WEB: <https://www.vecagroup.com>

PROJECT	FITSTOP EARLWOOD 335 Homer Street Earlwood NSW 2206 (Approx. 218sqm)		
DRAWING	SHOPFRONT ELEVATION (A)		
DATE	16th April 2025		
DESIGNED	EL		
DRAWN	EB		
SCALE	1/50 @ A2		
PROJECT No.	FLEA.3790		
DRAWING No.	VECA_FLEA3790_112A		

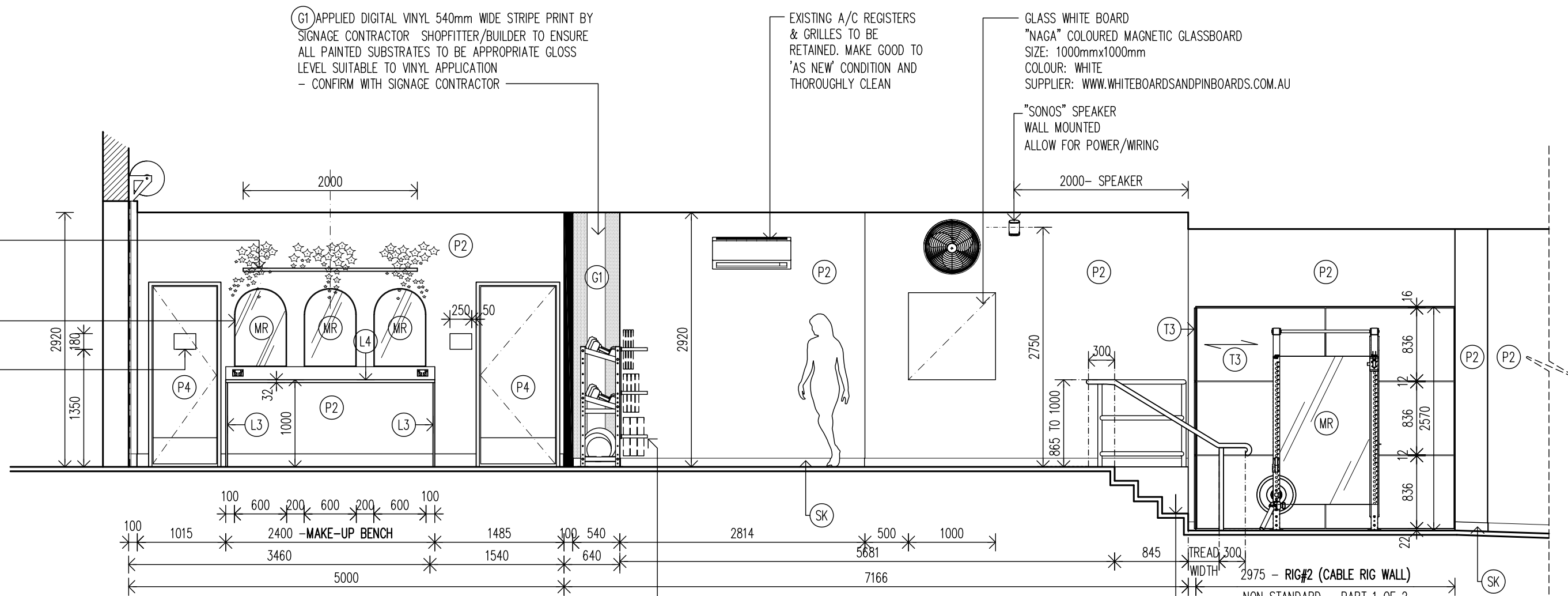
ELEVATED OPTION – MESH SHELF WITH FAUX PLANTS (REFER SEPARATE DETAILS) – ENSURE SUFFICIENT SUPPORTS/NOGGINGS/STRUCTURE IS PROVIDED BEFORE SHEETING OF THE WALL WHERE THE SHELF IS TO BE MOUNTED TO

ELEVATED OPTION – 900x600mm BLACK FRAMED CURVED ARCHITECTURAL MIRRORS WITH RECESSED LED TO PERIMETER OF MIRROR TO CREATE HALO EFFECT. BUILDER TO ALLOW POWER SUPPLY.

2x BRAILLE TACTILE SIGNS TO BCA SECTIONS 15C1 THROUGH TO SECTION 15C6 & AS1428.1 FOR:

1. UNISEX ACCESSIBLE TOILET RH & SHOWER: (BTS35RHn-blk)
2. UNISEX AMBULANT TOILET/SHOWER: (BTS232-blk)

SUPPLIER: BRAILLE TACTILE SIGNS (AUST)
– PH.: 1800 787 287
WEBSITE: WWW.BRAILLETACTILESIGNS.COM.AU

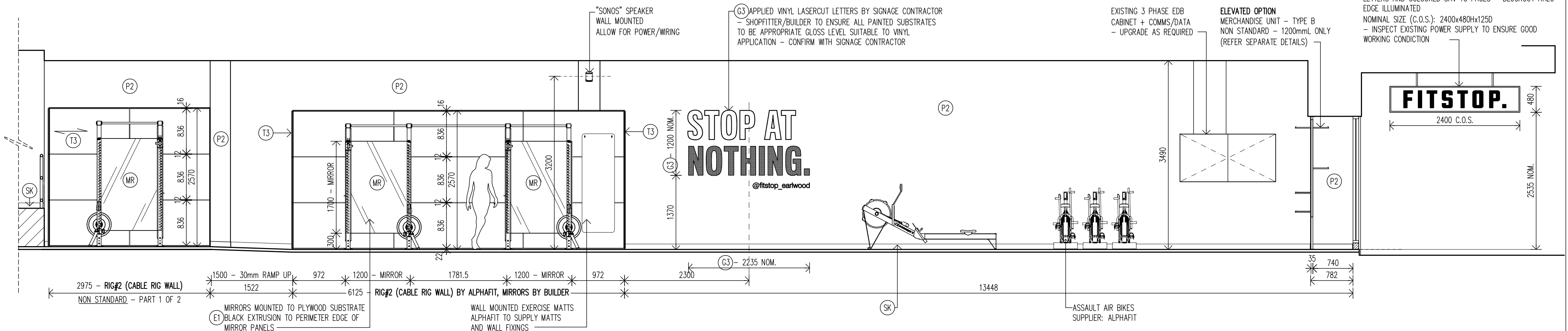


WALL MOUNTED PLATE STORAGE 3 PIN (375KG STORAGE CAPACITY) – BY ALPHAFIT – FASTENERS FOR AFFIXING PLATE STORAGE TO THE WALL ARE NOT PROVIDED – ALWAYS CHOOSE FIXINGS SPECIALLY SUITED TO THE MATERIAL OF YOUR WALL WHICH HAVE SUFFICIENT HOLDING POWER – ENSURE ALL BOLT HOLES ARE USED – ENSURE SUFFICIENT SUPPORTS/NOGGINGS/STRUCTURE IS PROVIDED BEFORE SHEETING OF THE WALL WHERE THE UNIT IS TO BE MOUNTED TO – CONSULT A STRUCTURAL ENGINEER OR SUITABLY QUALIFIED PROFESSIONAL FOR APPROVAL – HOLE SIZE FOR PLATE STORAGE: 12mm, TO SUIT M10 OR SIMILAR – RECOMMENDATIONS: TIMBER MGP10 FRAMING SUGGEST M10 COACH BOLTS, MINIMUM EMBEDMENT 50mm INTO TIMBER FRAME – CONCRETE/BRICK WALL SUGGEST M10 DYNABOLT OF SIMILAR LENGTH TO SUIT WALL SUBSTRATE

ENSURE NEW STAIRS + HANDRAILS/BALUSTRADE TO UPPER LEVEL ARE COMPLIANT WITH AS1428.1 (INCLUDING 300MM EXTENSIONS) BUILDER/SHOPFITTER TO DISCUSS OPTIONS WITH CLIENT PRIOR TO COMMENCING ON SITE. ALLOW FOR STAIR NOSINGS & TACTILE TILES.

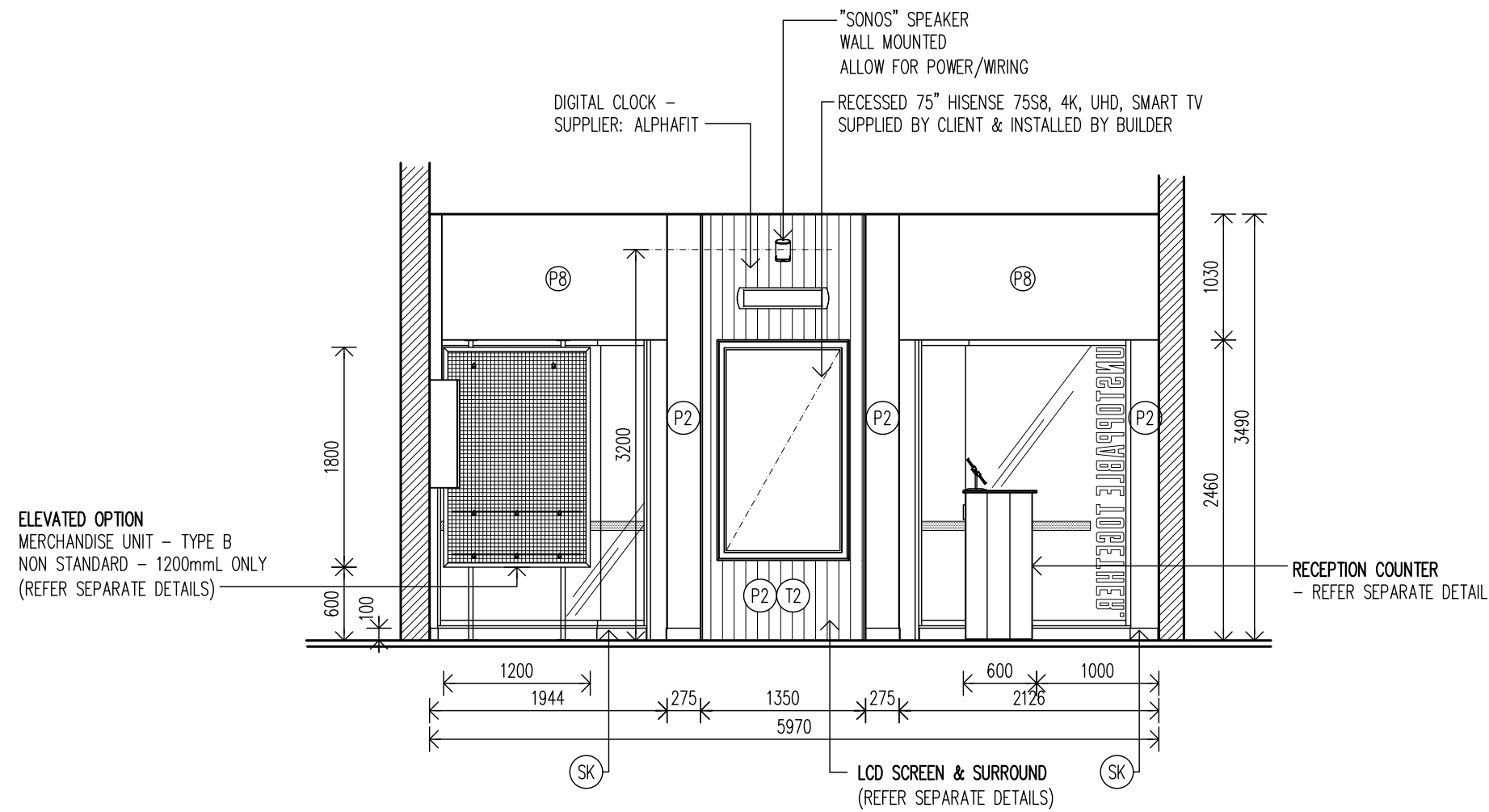
E INTERNAL ELEVATION
1/50 @ A2

EXISTING DOUBLE SIDED LIGHTBOX
SIGNAGE TYPE: (S2) BLADE SHOPFRONT SIGNAGE REPAINTED
(P9) GLOSS (NAVY BLUE)
NEW FITSTOP FACINGS BOTH SIDES WITH 15mm OPAL ACRYLIC LETTERS AND COLOURED SAV TO FACES – BLOCKOUT HALO EDGE ILLUMINATED
NOMINAL SIZE (C.O.S.): 2400x480Hx125D
– INSPECT EXISTING POWER SUPPLY TO ENSURE GOOD WORKING CONDICTION

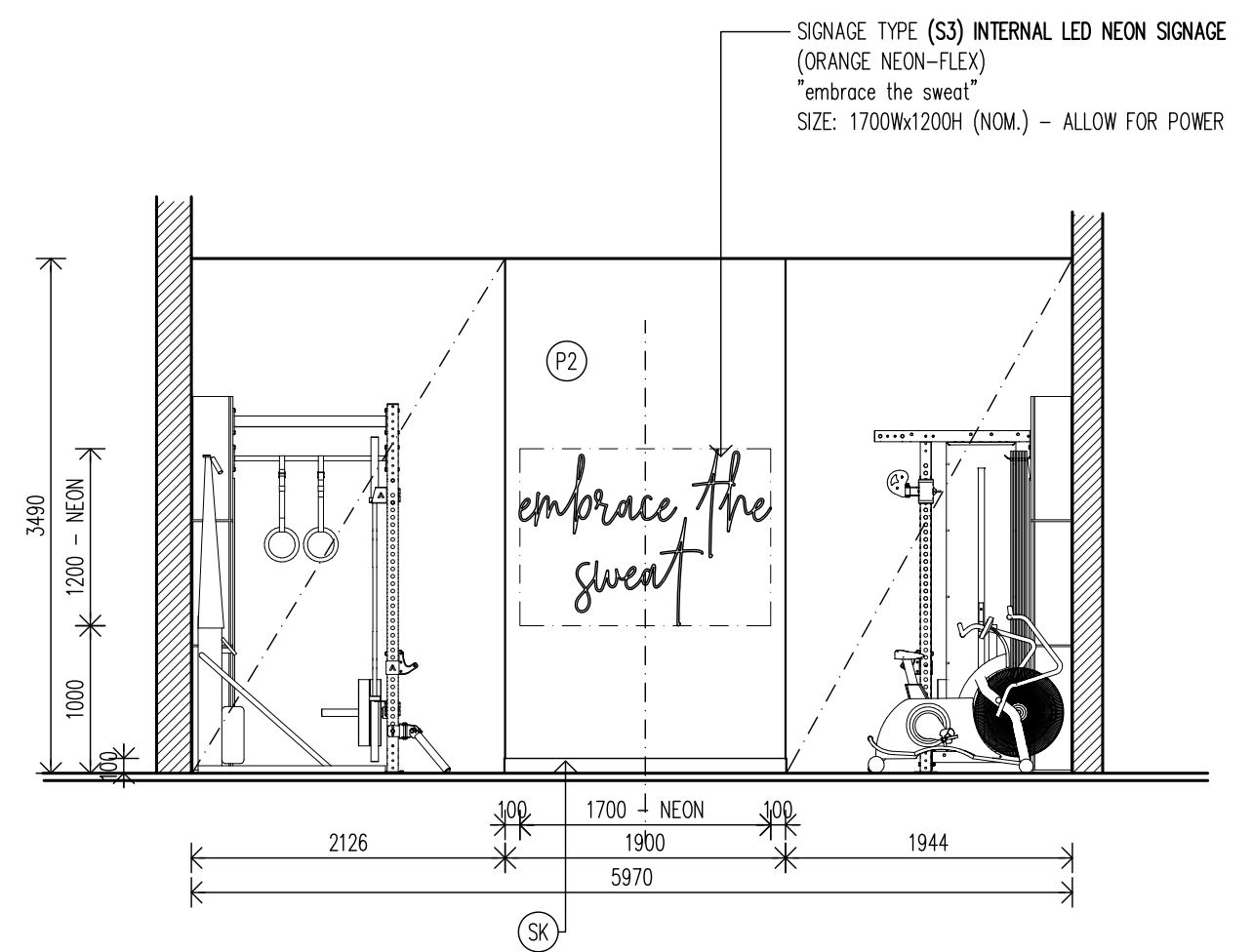


F INTERNAL ELEVATION
1/50 @ A2

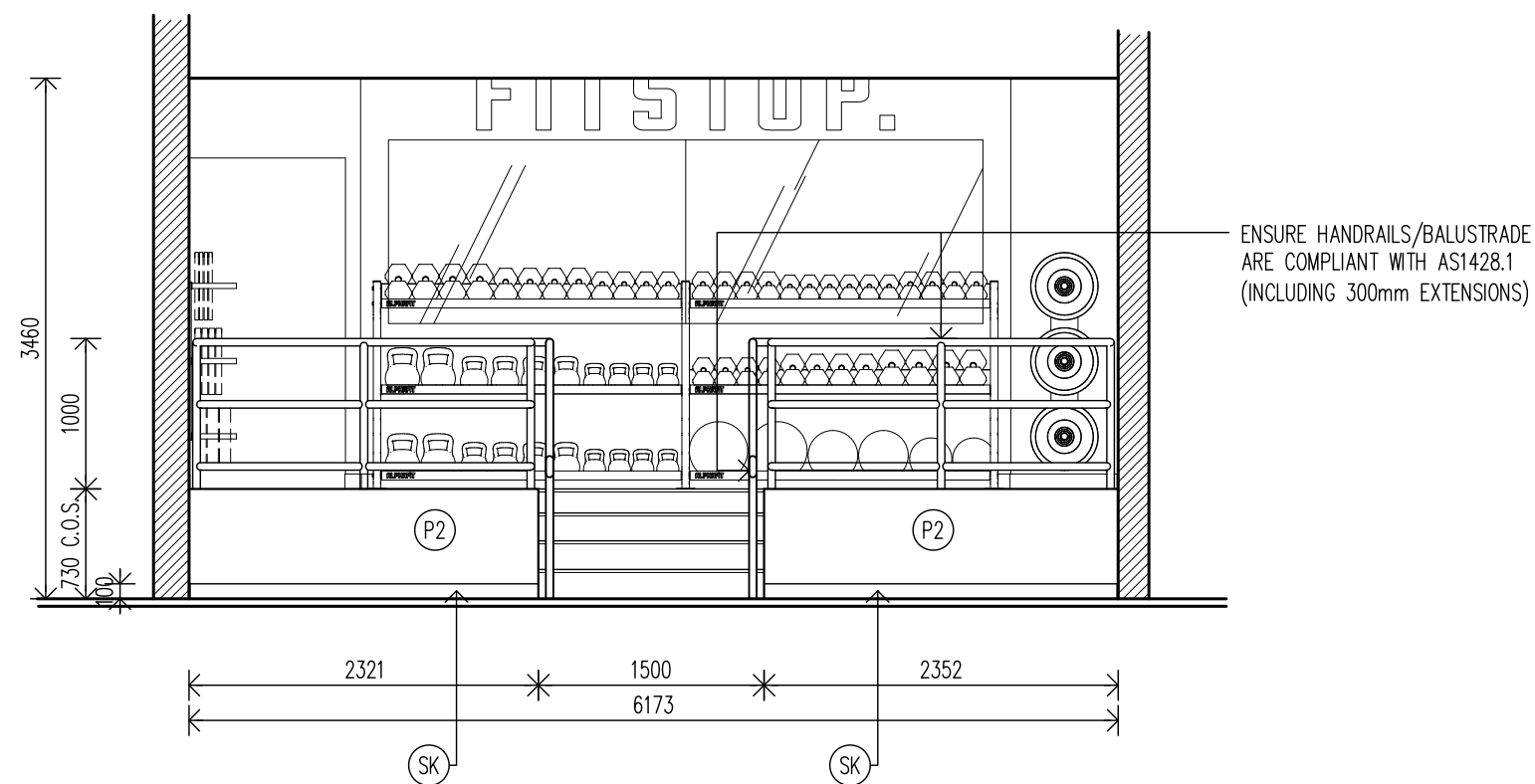
<p>©2025 – THESE DESIGNS, DRAWINGS & SPECIFICATIONS ARE COPYRIGHT & CONFIDENTIAL AND THE PROPERTY OF VECA Group AND MUST NOT BE USED, REPRODUCED OR COPIED WHOLLY OR IN PART WITHOUT THE PERMISSION OF VECA Group. THESE DRAWINGS ARE DESIGN ONLY. SELECTED CONTRACTOR TO PRODUCE ITS OWN SHOP DRAWINGS FOR CONSTRUCTION.</p> <p>ALL DIMENSIONS MUST BE CHECKED ON SITE BEFORE COMMENCEMENT OF CONSTRUCTION OR MANUFACTURING OF ANY ITEM. USE FIGURED DIMENSIONS IN PREFERENCE TO SCALED DIMENSIONS. ALL WORKS SHALL COMPLY WITH RELEVANT LOCAL HEALTH & COUNCIL REQUIREMENTS, LOCAL BUILDING REGULATIONS AND RELEVANT AUSTRALIAN CODES AND STANDARDS.</p> <p>ANY DISCREPANCIES TO BE REPORTED TO VECA Group FOR CORRECTION PRIOR TO ANY WORK ON SITE.</p>	<p>A LANDLORD/CLIENT APPROVAL 16.04.2025</p> <p>ISSUE AMENDMENTS DATE</p>	<p>CLIENT:</p> <p>FITSTOP.</p> <p>FITSTOP Australia 51 Morrita Street EAST BRISBANE QLD 4169 AUSTRALIA</p> <p>Mobile: 0409 907 269 (Nicole Donohue) EMAIL: nicole.donohue@fitstop.com</p>	<p>DESIGNER:</p> <p>VECA Group</p> <p>ABN 92 473 736 223</p> <p>MOBILE: 0401 657 190 (Eric Lacour) Registered Building Practitioner (VIC) – # CDP-ID 54352 Building Services Provider/Building Designer Ltd. (TAS) License #484351416 EMAIL: veca@vecagroup.com WEB: https://www.vecagroup.com</p>	<p>PROJECT FITSTOP EARLWOOD 335 Homer Street Earlwood NSW 2206 (Approx. 218sqm)</p>
				<p>DRAWING INTERNAL ELEVATIONS (E) + (F)</p> <p>DATE 16th April 2025</p> <p>DESIGNED EL</p> <p>DRAWN EB</p> <p>SCALE 1/50 @ A2</p> <p>PROJECT No. FLEA.3790</p> <p>DRAWING No. VECA_FLEA3790_ 114A</p>



G INTERNAL ELEVATION
1/50 @ A2



H INTERNAL ELEVATION
1/50 @ A2

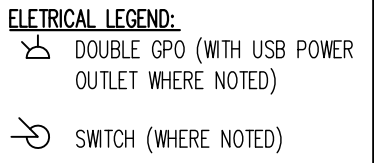


I INTERNAL ELEVATION
1/50 @ A2

<p>©2025 - THESE DESIGNS, DRAWINGS & SPECIFICATIONS ARE COPYRIGHT & CONFIDENTIAL AND THE PROPERTY OF VECA Group AND MUST NOT BE USED, REPRODUCED OR COPIED WHOLLY OR IN PART WITHOUT THE PERMISSION OF VECA Group. THESE DRAWINGS ARE DESIGN ONLY. SELECTED CONTRACTOR TO PRODUCE ITS OWN SHOP DRAWINGS FOR CONSTRUCTION.</p> <p>ALL DIMENSIONS MUST BE CHECKED ON SITE BEFORE COMMENCEMENT OF CONSTRUCTION OR MANUFACTURING OF ANY ITEM. USE FIGURED DIMENSIONS IN PREFERENCE TO SCALED DIMENSIONS. ALL WORKS SHALL COMPLY WITH RELEVANT LOCAL HEALTH & COUNCIL REQUIREMENTS, LOCAL BUILDING REGULATIONS AND RELEVANT AUSTRALIAN CODES AND STANDARDS.</p> <p>ANY DISCREPANCIES TO BE REPORTED TO VECA Group FOR CORRECTION PRIOR TO ANY WORK ON SITE.</p>			<p>CLIENT:</p> <p>FITSTOP.</p> <p>FITSTOP Australia 51 Marilla Street EAST BRISBANE QLD 4169 AUSTRALIA</p> <p>Mobile: 0409 907 269 (Nicole Donohue) EMAIL: nicole.donohue@fitstop.com</p>		<p>DESIGNER:</p> <p>VECA Group</p> <p>ABN 92 473 736 223</p> <p>MOBILE: 0401 657 190 (Eric Lacour) Registered Building Practitioner (VIC) - # CDP-ID 54352 Building Services Provider/Building Designer Ltd. (TAS) License #484351416 EMAIL: veca@vecagroup.com WEB: https://www.vecagroup.com</p>
<p>A LANDLORD/CLIENT APPROVAL 16.04.2025</p> <p>ISSUE AMENDMENTS DATE</p>			<p>PROJECT FITSTOP EARLOWOOD 335 Homer Street Earlowood NSW 2206 (Approx. 218sqm)</p>		
			<p>DRAWING INTERNAL ELEVATIONS (G), (H) + (I)</p>		
			<p>DATE 16th April 2025</p>		
			<p>DESIGNED EL</p>		
			<p>DRAWN EB</p>		
			<p>SCALE 1/50 @ A2</p>		
			<p>PROJECT No. FLEA.3790</p>		
			<p>DRAWING No. VECA_FLEA3790_ 115A</p>		

L1 FEATURE LAMINATE
COLOUR: "POLAR WHITE" #205 NATURAL FINISH
SUPPLIER: LAMINEX

L4 RECEPTION COUNTER
LAMINEX 16mm PREFINISHED BOARD
COLOUR: 'ALASKAN' NATURAL FINISH
1mm PVC EDGING TO MATCH



IMPORTANT NOTE:
STANDARD FITSTOP DETAIL – HOWEVER SHOPFITTER
TO REFER TO PLAN LAYOUT TO CONFIRM LATERAL
POSITION OF UNIT AS WALL LAYOUTS AND CEILING
HEIGHTS VARY FROM SITE TO SITE.

Technical drawing of a rectangular structure, likely a container or enclosure, showing dimensions and labels.

The structure is divided into three vertical sections. The top section is labeled L4, and the middle section is labeled L1. The overall height is 1210. The overall width is 600. The bottom section is labeled OVERALL LENGTH RECEPTION. The top section is labeled 16. The middle section is labeled 20. The bottom section is labeled 10.

1x APPLE IPAD (9TH GEN) WI-FI 32GB
+ IPAD STAND WITH 360° WEIGHTED BASE
SUPPLIER: SLIMLINE WAREHOUSE
MODEL NUMBER: IPAD360WT
POWER PROVIDED VIA CABLE ACCESS HOLE
(CONFIRM LOCATIONS ONSITE)

ILLUMINATED 20mm OPAL ACRYLIC LETTERS AFFIXED TO FRONT OF COUNTER – LETTERS TO HAVE CUT VINYL (TO CORPORATE STANDARDS) APPLIED TO THE FRONT FACE – ALLOW FOR REAR ILLUMINATION HALO EFFECT – ENSURE EVEN GLOW TO EACH LETTER

10mm SHADOWLINE PAINTED OUT BLACK

Technical drawing of the Slimline Reception Counter showing dimensions and specifications. The counter is 1200mm overall length and 885mm wide. The front face is 710mm wide and 1210mm high. The counter is 1226mm high overall, including the iPad stand. The iPad stand is 120mm high. The counter has a 10mm shadowline painted out black. The counter is illuminated with 20mm opal acrylic letters. The counter is made of 10mm shadowline painted out black. The counter is made of 10mm shadowline painted out black.

Technical drawing of the TV stand showing dimensions and internal components. The drawing includes the following dimensions and labels:

- Overall width: 600
- Distance from left edge to L4: 200
- Distance from L4 to L1: 200
- Distance from L1 to right edge: 60
- Distance from top edge to L4: 16
- Distance from top edge to L1: 160
- Distance from L1 to top edge: 20
- Distance from top edge to 35mm cable cavity: 16
- Distance from 35mm cable cavity to underbench cupboard: 1050
- Distance from underbench cupboard to bottom edge: 100
- Distance from bottom edge to 35mm cable cavity: 1210
- Distance from left edge to 35mm cable cavity: 450
- Distance from 35mm cable cavity to right edge: 60
- Distance from left edge to underbench cupboard: 510
- Distance from underbench cupboard to right edge: 60
- Labels: L4, L1, 35mm CABLE CAVITY FOR ELECTRICAL + DATA WIRING, UNDERBENCH CUPBOARD WITH MODEM ROUTER, 5x PORT S PLAYER & POWER - SWING FINGER PULL AND MAGNETIC, WHITE MELAMINE INTERNALS, 2x ADJUSTABLE SHELVES, APPLE TV 4K 32GB (REFER

2x DOUBLE GPO WITH USB POWER OUTLET

WIRELESS MODEM ROUTER BAND 5x PORT SWITCH, 4x DOUBLE GPO POWER OUTLETS TO CUPBOARD

4x GANG PLATE FOR SPEAKERS LINKED TO SPEAKER SWITCH

OPTIONAL LOCATION FOR COMMS CABINET, SITE SPECIFIC. REFER PLANS PROVIDED

L4

L1

DOUBLE GPO IPAD POWER

1016

180

1210

1050

50

100

(SK)

1200 - OVERALL LENGTH RECEPTION

©2025 - THESE DESIGNS, DRAWINGS & SPECIFICATIONS ARE COPYRIGHT & CONFIDENTIAL AND THE PROPERTY OF VECA GROUP AND MUST NOT BE USED, REPRODUCED OR COPIED WHOLLY OR IN PART WITHOUT THE PERMISSION OF VECA GROUP. THESE DRAWINGS ARE DESIGN ONLY. SELECTED CONTRACTOR TO PRODUCE ITS OWN SHOP DRAWINGS FOR CONSTRUCTION.

ALL DIMENSIONS MUST BE CHECKED ON SITE BEFORE COMMENCEMENT OF CONSTRUCTION OR MANUFACTURING OF ANY ITEM. USE FIGURED DIMENSIONS IN PREFERENCE TO SCALED DIMENSIONS. ALL WORKS SHALL COMPLY WITH RELEVANT LOCAL HEALTH & COUNCIL REQUIREMENTS, LOCAL BUILDING REGULATIONS AND RELEVANT AUSTRALIAN CODES AND STANDARDS.

ANY DISCREPANCIES TO BE REPORTED TO VECA GROUP FOR CORRECTION PRIOR TO ANY WORK ON SITE.

A LANDLORD/CLIENT APPROVAL		16.04.2025
ISSUE	AMENDMENTS	DATE

CLIENT:

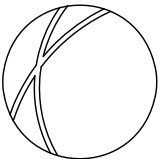


FITSTOP.

FITSTOP Australia
51 Manila Street
EAST BRISBANE QLD 4169
AUSTRALIA

Mobile: 0409 907 269 (Nicole Donohue)
EMAIL: nicole.donohue@fitstop.com

VECA Group
ABN 92 473 736 223



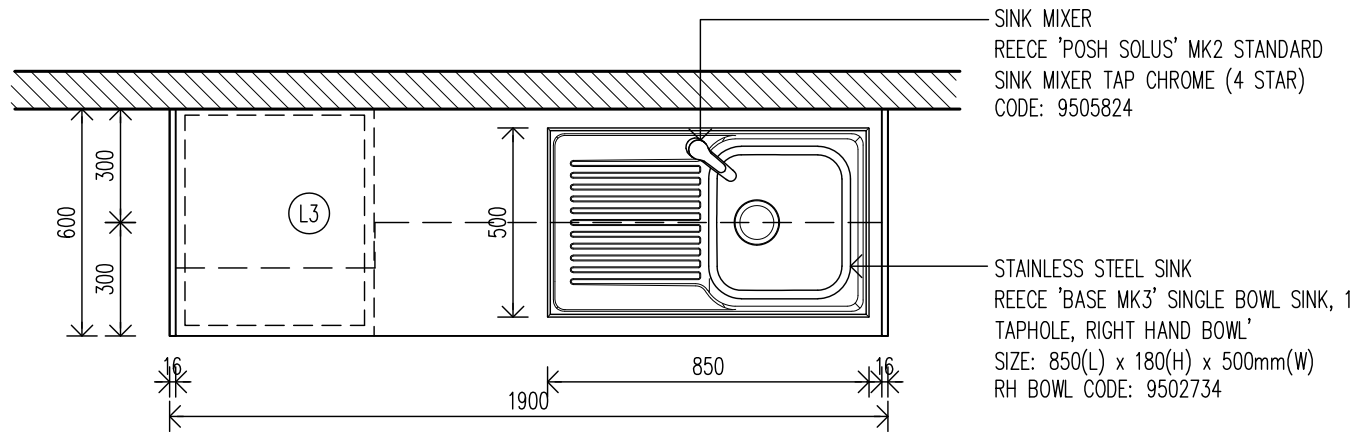
MOBILE: 0401 657 190 (Eric Lacour)
Registered Building Practitioner (VIC) - # CDP-ID 54352
Building Services Provider/Building Designer Ltd. (TAS)
License #484351416
EMAIL: veca@vecagroup.com
WEB: <https://www.vecagroup.com>

PROJECT	FITSTOP EARLWOOD 335 Homer Street Earlwood NSW 2206 (Approx. 218sqm)
DRAWING	TYPICAL DETAIL RECEPTION
DATE	16th April 2025
DESIGNED	EL
DRAWN	EB
SCALE	1/20 @ A2
PROJECT No.	F1EA.3790
DRAWING No.	VFCA F1FA3790

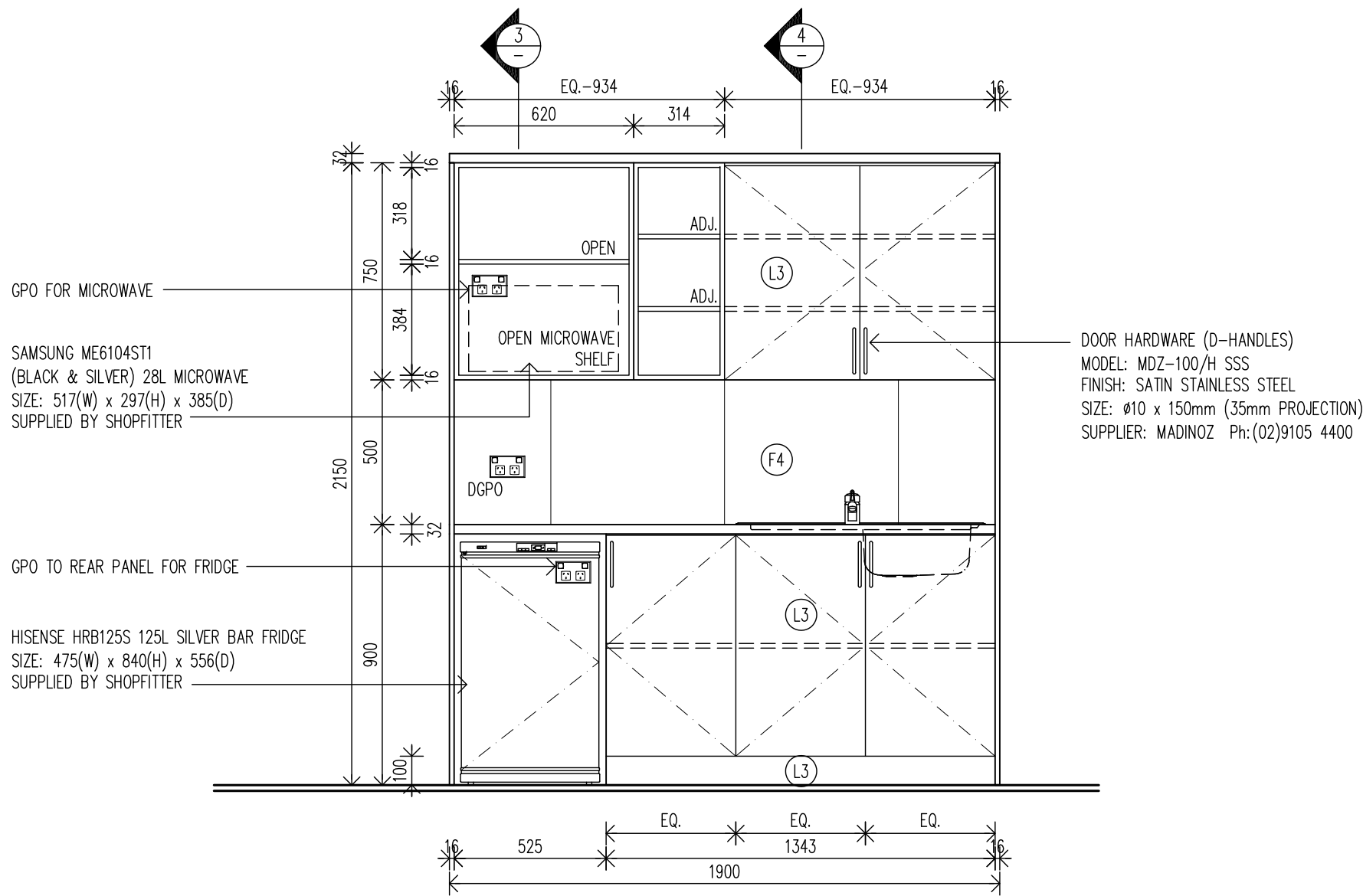
116A

FINISHES SCHEDULE:

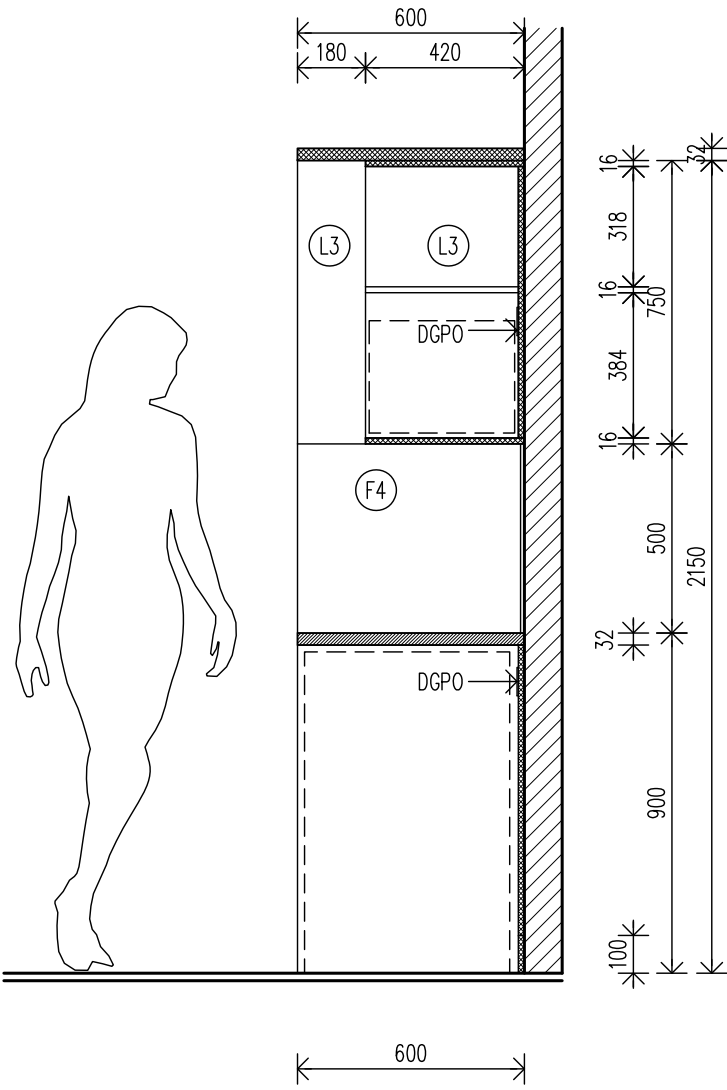
- F4 FLOOR & WALL TILE
600x600x9.5mm FOR WALLS/SPLASHBACKS/FLOORING/SKIRTING
(SKIRTING 150mm HIGH WHEN REQUIRED)
WET AREAS: ALLOW FOR WATERPROOFING TO AS3740 WITH
WATERPROOFING MEMBRANES AS REQUIRED TO AS/NZS 4858
NAME: "URBAN CEMENT NATURAL MATT" SKU: 713966 (P4)
GROUT COLOUR TO MATCH
SUPPLIER: JOHNSON TILES
CONTACT: LEANNE CARLTON – PH: 0429 651 985
(APPOINTED CONTRACTOR TO INITIALLY CONTACT FITSTOP PROJECT
MANAGER TO ACCESS SECURED FIXED PRICING)
- L3 FEATURE LAMINATE
COLOUR: "BLACK" #460 NATURAL FINISH
SUPPLIER: LAMINEX



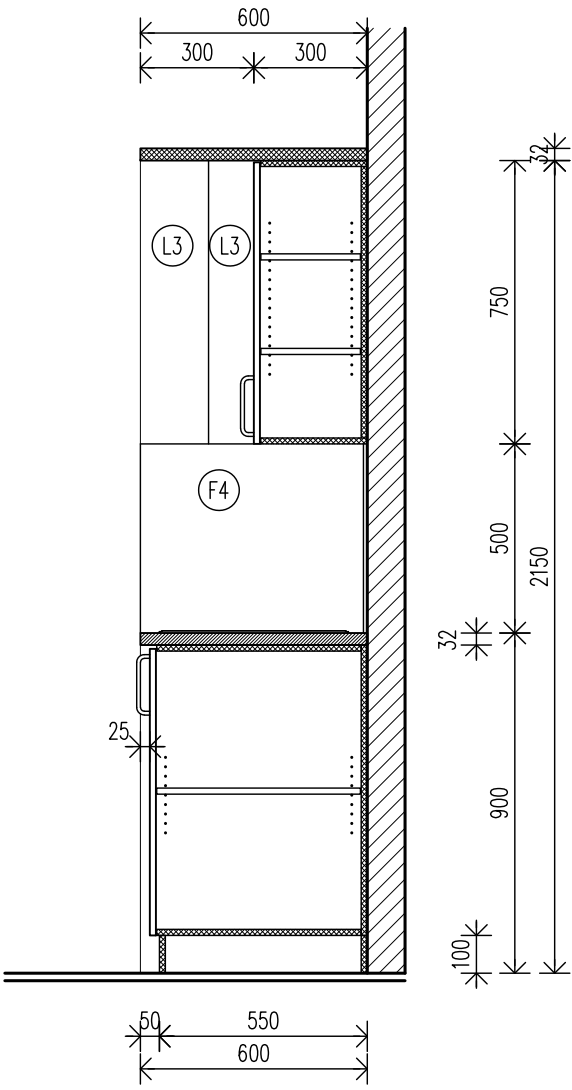
1 TYPICAL KITCHENETTE – PLAN
1/20 @ A2



2 TYPICAL KITCHENETTE – ELEVATION
1/20 @ A2



3 SECTION THROUGH
1/20 @ A2



4 SECTION THROUGH
1/20 @ A2

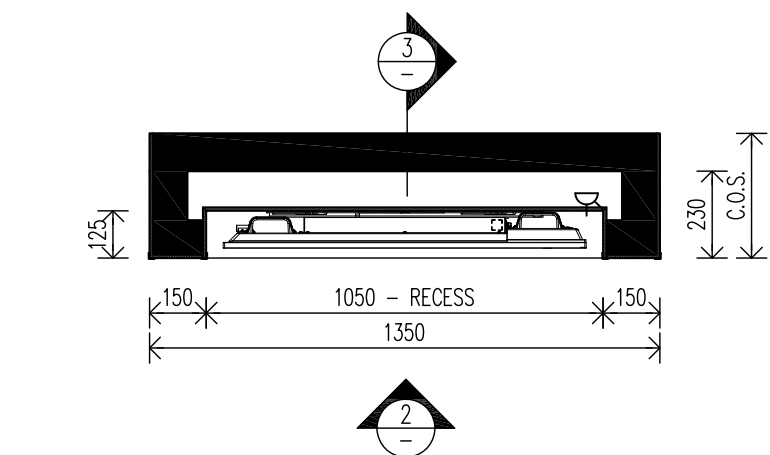
©2025 – THESE DESIGNS, DRAWINGS & SPECIFICATIONS ARE COPYRIGHT & CONFIDENTIAL AND THE PROPERTY OF VECA Group AND MUST NOT BE USED, REPRODUCED OR COPIED WHOLLY OR IN PART WITHOUT THE PERMISSION OF VECA Group. THESE DRAWINGS ARE DESIGN ONLY. SELECTED CONTRACTOR TO PRODUCE ITS OWN SHOP DRAWINGS FOR CONSTRUCTION.
ALL DIMENSIONS MUST BE CHECKED ON SITE BEFORE COMMENCEMENT OF CONSTRUCTION OR MANUFACTURING OF ANY ITEM. USE FIGURED DIMENSIONS IN PREFERENCE TO SCALED DIMENSIONS. ALL WORKS SHALL COMPLY WITH RELEVANT LOCAL HEALTH & COUNCIL REQUIREMENTS, LOCAL BUILDING REGULATIONS AND RELEVANT AUSTRALIAN CODES AND STANDARDS.
ANY DISCREPANCIES TO BE REPORTED TO VECA Group FOR CORRECTION PRIOR TO ANY WORK ON SITE.

A	LANDLORD/CLIENT APPROVAL	16.04.2025
ISSUE	AMENDMENTS	DATE

CLIENT:
FITSTOP.
FITSTOP Australia
51 Morrita Street
EAST BRISBANE QLD 4169
AUSTRALIA
Mobile: 0409 907 269 (Nicole Donohue)
EMAIL: nicole.donohue@fitstop.com

DESIGNER:
VECA Group
ABN 92 473 736 223
MOBILE: 0401 657 190 (Eric Lacour)
Registered Building Practitioner (VIC) - # CDP-ID 54352
Building Services Provider/Building Designer Ltd. (TAS)
License: #484351416
EMAIL: veca@vecagroup.com
WEB: <https://www.vecagroup.com>

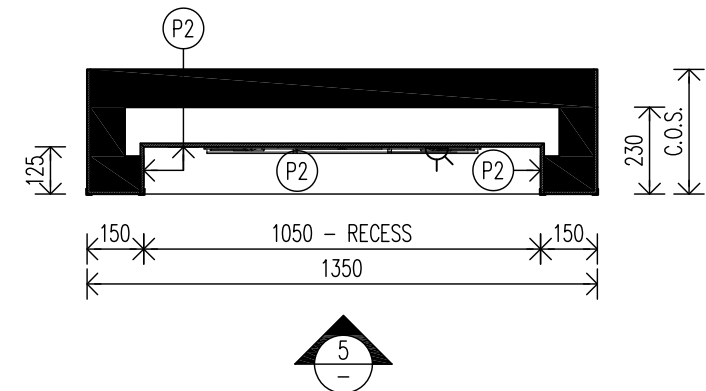
PROJECT
FITSTOP EARLWOOD
335 Homer Street
Earlwood NSW 2206
(Approx. 218sqm)
DRAWING
TYPICAL DETAIL
KITCHENETTE
DATE
16th April 2025
DESIGNED
EL
DRAWN
EB
SCALE
1/20 @ A2
PROJECT No. FLEA.3790
DRAWING No. VECA_FLEA3790_117A



1 LCD SCREEN – PLAN
1/20 @ A2

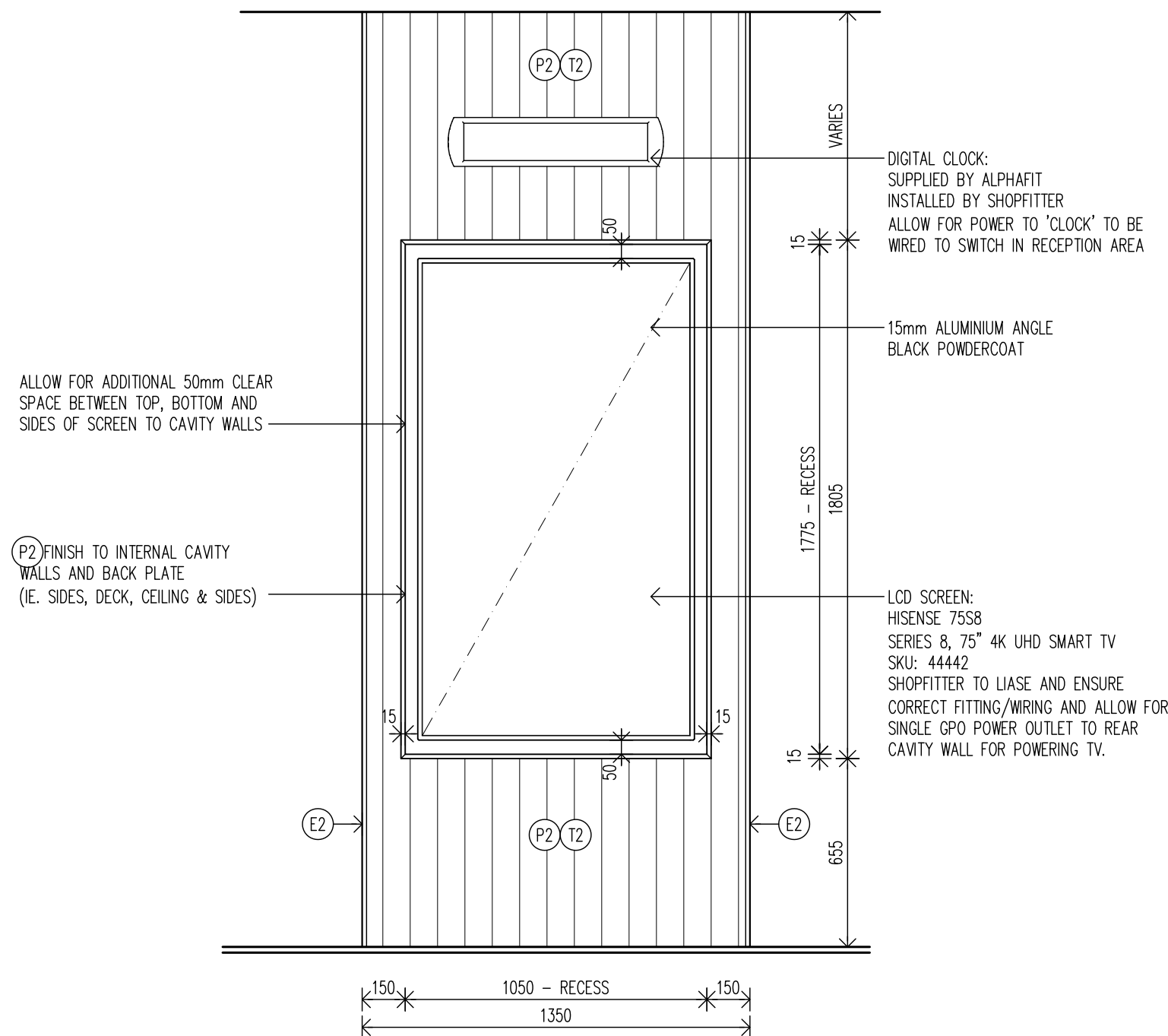
ELECTRICAL LEGEND:
DOUBLE GPO (WITH USB POWER OUTLET WHERE NOTED)
SWITCH (WHERE NOTED)

IMPORTANT NOTE:
STANDARD FITSTOP DETAIL – HOWEVER SHOPFITTER TO REFER TO PLAN LAYOUT TO CONFIRM LATERAL POSITION OF UNIT AS WALL LAYOUTS AND CEILING HEIGHTS VARY FROM SITE TO SITE.

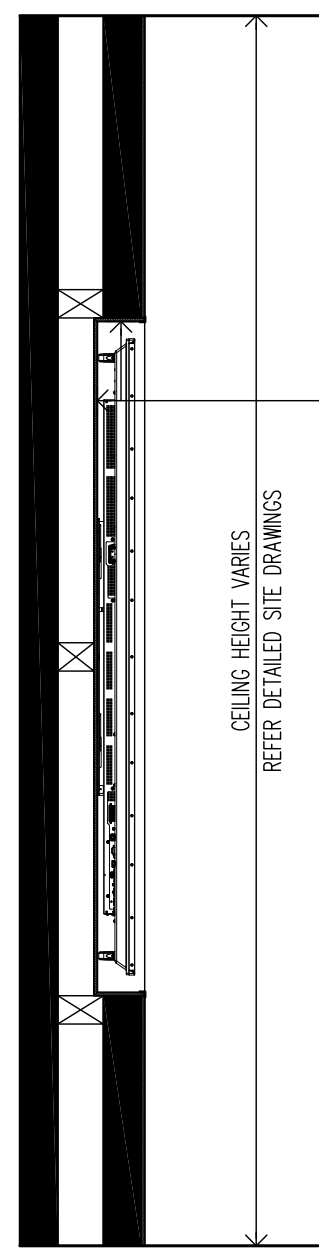


4 LCD SCREEN – PLAN
1/20 @ A2

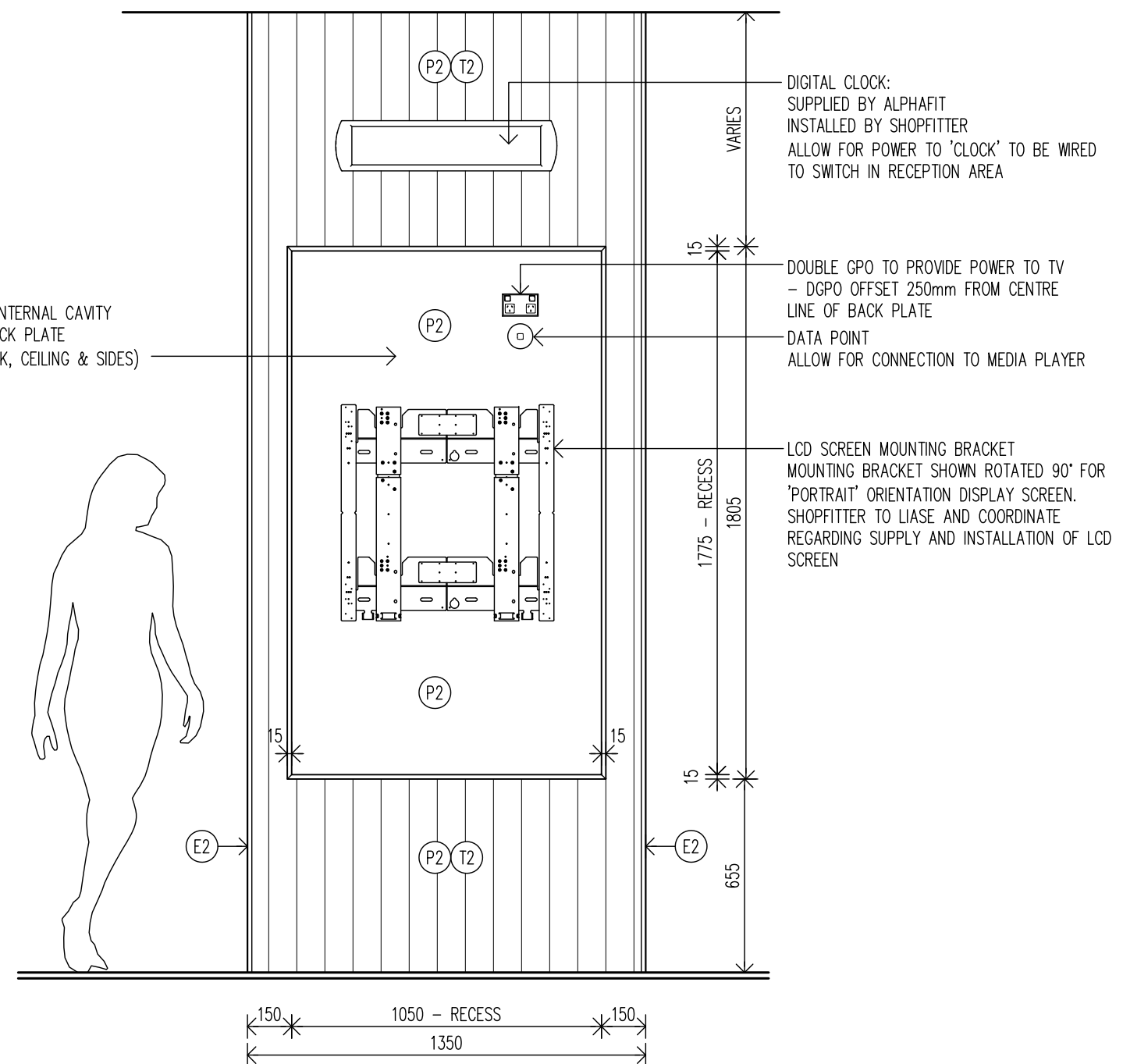
- FINISHES SCHEDULE:**
- (P2) DULUX "WHITE ON WHITE" SWIE2 (LOW SHEEN)
 - (E2) BLACK 15mm or 20mm ALUMINIUM ANGLES
RANGE: METAL MATE – 1.5mm THICK (3m LENGTHS)
COLOUR: STANDARD POWDERCOAT BLACK
SUPPLIER: BUNNINGS
 - (T2) VJ BOARD WALL LINING (VERTICAL JOINT DIRECTION)
9mm THICK – JOINTS @ 150mm CENTRES
(PANELS ARE 2400x1200)
COLOUR: TO BE PAINTED AS NOMINATED ON ELEVATIONS
NAME: EASY GROOVE 150, PRIMED – SUPPLIER: BUNNINGS

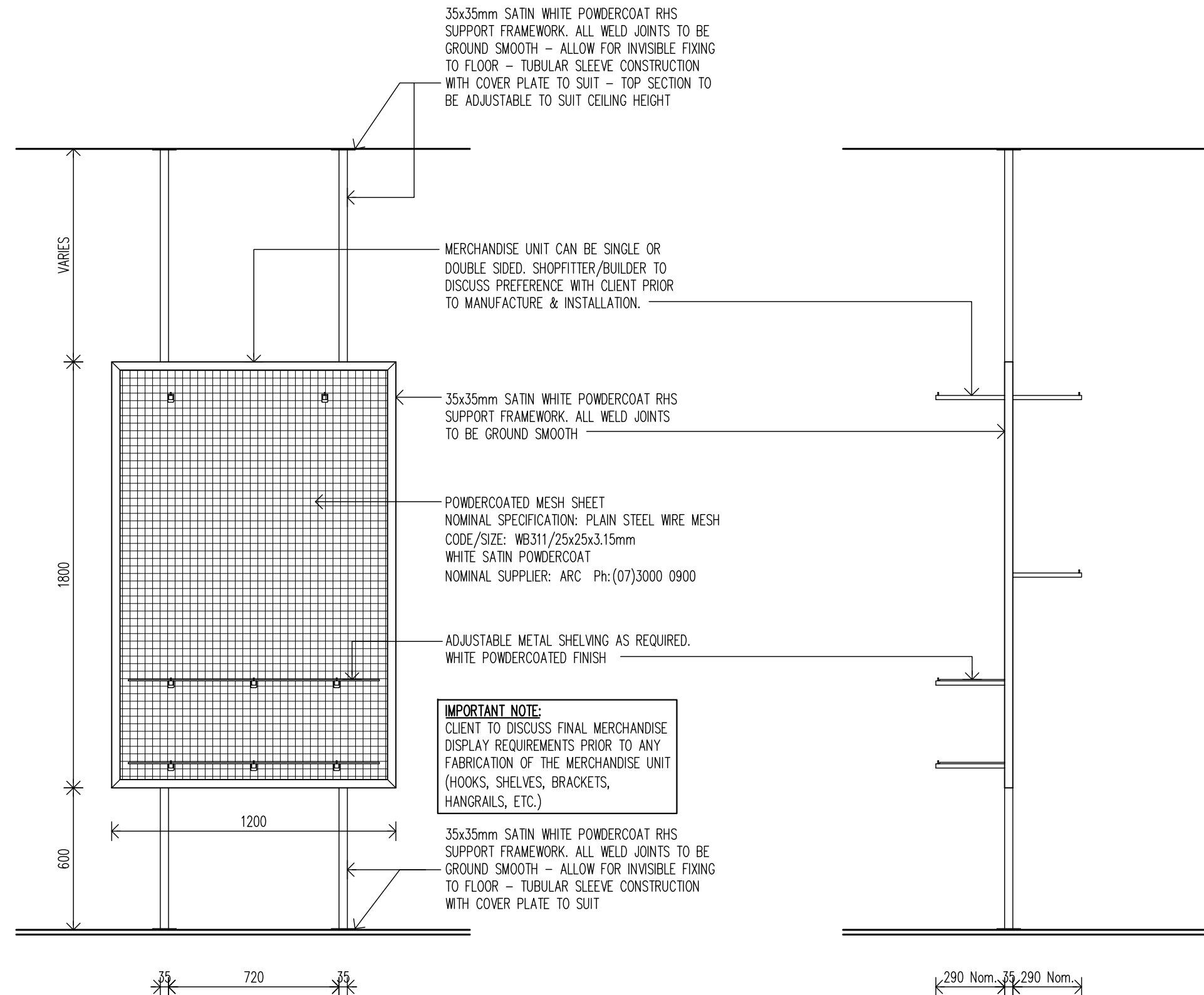


2 LCD SCREEN – FRONT ELEVATION
1/20 @ A2



3 SECTION THROUGH
1/20 @ A2





1 MERCHANDISE UNIT (TYPE B) – ELEVATION
1/20 @ A2

2 SIDE ELEVATION
1/20 @ A2


©2025 – THESE DESIGNS, DRAWINGS & SPECIFICATIONS ARE COPYRIGHT & CONFIDENTIAL AND THE PROPERTY OF VECA Group AND MUST NOT BE USED, REPRODUCED OR COPIED WHOLLY OR IN PART WITHOUT THE PERMISSION OF VECA Group. THESE DRAWINGS ARE DESIGN ONLY. SELECTED CONTRACTOR TO PRODUCE ITS OWN SHOP DRAWINGS FOR CONSTRUCTION.

ALL DIMENSIONS MUST BE CHECKED ON SITE BEFORE COMMENCEMENT OF CONSTRUCTION OR MANUFACTURING OF ANY ITEM. USE FIGURED DIMENSIONS IN PREFERENCE TO SCALED DIMENSIONS. ALL WORKS SHALL COMPLY WITH RELEVANT LOCAL HEALTH & COUNCIL REQUIREMENTS, LOCAL BUILDING REGULATIONS AND RELEVANT AUSTRALIAN CODES AND STANDARDS.

ANY DISCREPANCIES TO BE REPORTED TO VECA Group FOR CORRECTION PRIOR TO ANY WORK ON SITE.

A	LANDLORD/CLIENT APPROVAL	16.04.2025
ISSUE	AMENDMENTS	DATE

CLIENT:




FITSTOP.

FITSTOP Australia
51 Marilla Street
EAST BRISBANE QLD 4169
AUSTRALIA

Mobile: 0409 907 269 (Nicole Donohue)
EMAIL: nicole.donohue@fitstop.com

DESIGNER:



VECA Group

ABN 92 473 736 223

MOBILE: 0401 657 190 (Eric Lacour)
Registered Building Practitioner (VIC) - # CDP-ID 54352
Building Services Provider/Building Designer Ltd. (TAS)
License #484351416
EMAIL: veca@vecagroup.com
WEB: <https://www.vecagroup.com>

PROJECT

FITSTOP EARLWOOD
335 Homer Street
Earlwood NSW 2206
(Approx. 218sqm)

DRAWING

**TYPICAL DETAIL
MERCHANDISE UNIT**

DATE

16th April 2025

DESIGNED

EL

DRAWN

EB

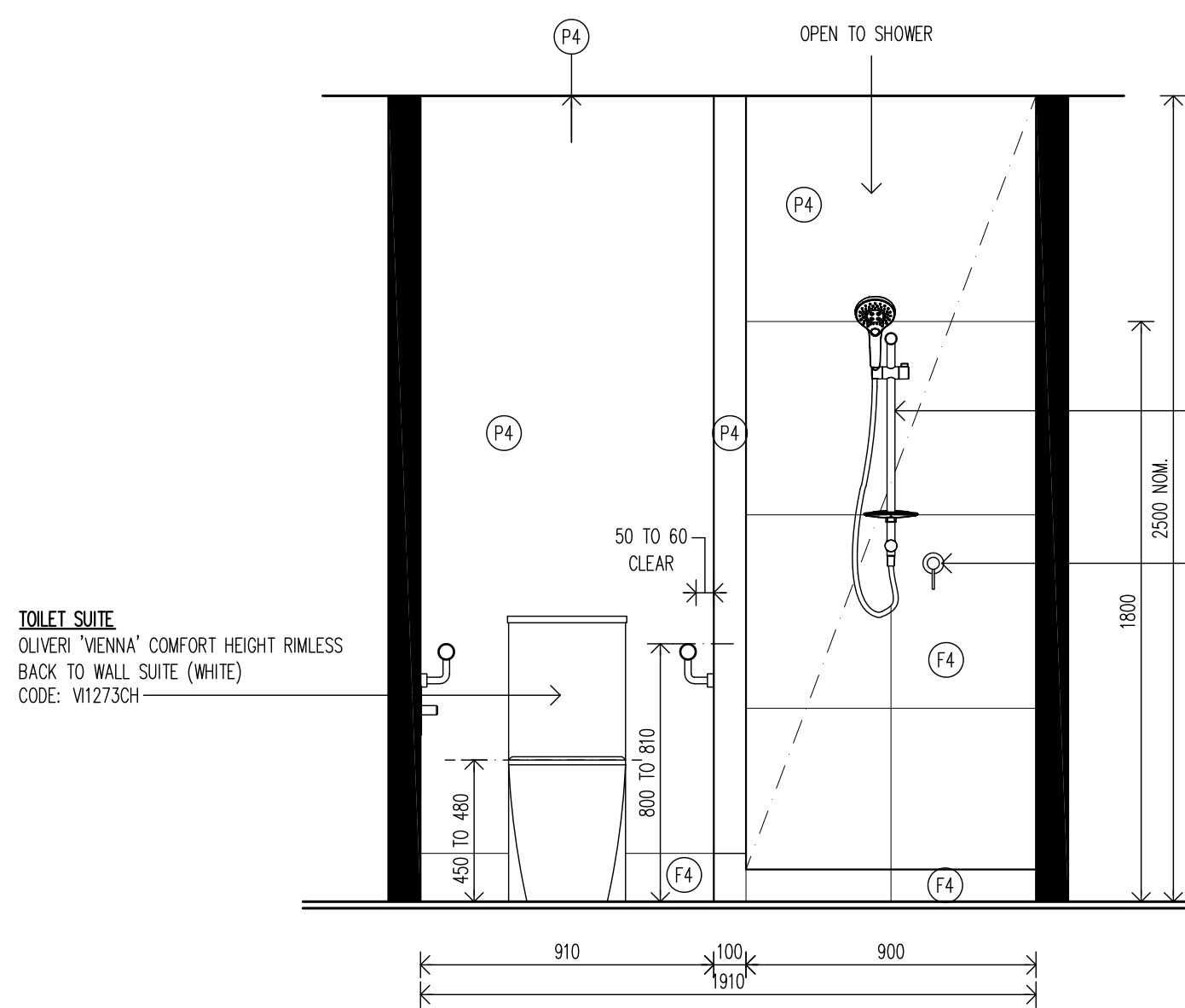
SCALE

1/20 @ A2

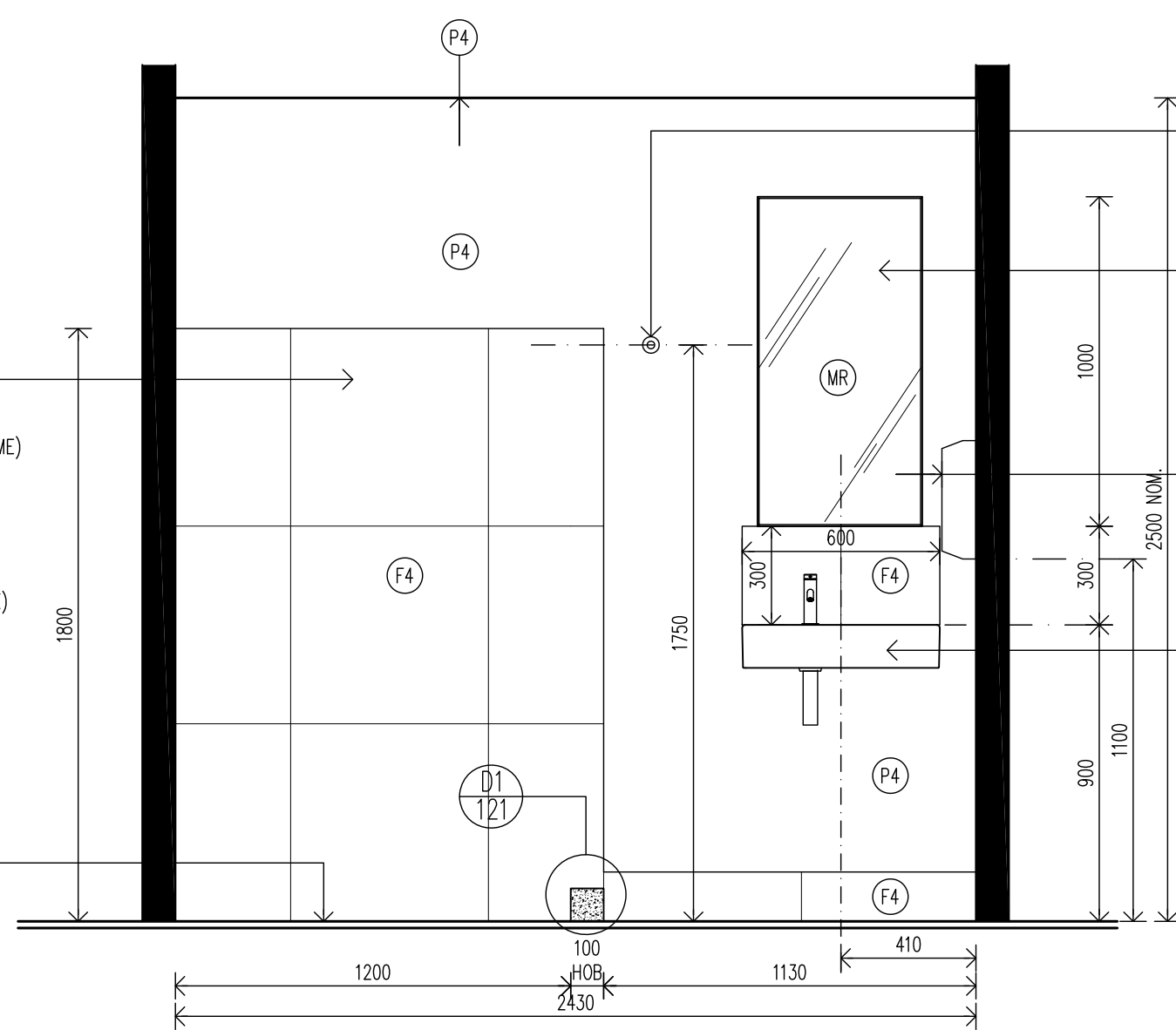
PROJECT No. FLEA.3790

DRAWING No. VECA_FLEA3790_

119A



2 INTERNAL ELEVATION
1/20 @ A2



3 INTERNAL ELEVATION
1/20 @ A2

- 2x ROBE HOOKS**
OLIVERI 'MADRID' ROBE HOOK (CHROME)
CODE: MA854-26CR
- MIRROR**
SIZE: 500x1000mm
MOUNTED ABOVE WASH BASIN. TO COMPLY WITH
AS1428.1-2009-2010 AMDT 1
- PAPER TOWEL DISPENSER**
SURFACE MOUNTED PAPER TOWEL DISPENSER
CODE: 10-0210
SUPPLIER: ASI JD MACDONALD
- BASIN**
OLIVERI 'MUNICH' RIGHT HAND WALL HUNG BASIN (WHITE)
CODE: MU006WH
OLIVERI BOTTLE TRAP (CHROME)
CODE: ACC186-E-CH
OLIVERI 'VENICE' BASIN MIXER (CHROME)
CODE: VE103500CR
OLIVERI 'VENICE' CARE HANDLE PIN LEVER FOR BASIN MIXER (CHROME)
CODE: SPB0227

IMPORTANT NOTE:
6mm(THICK) VILLABOARD SHEETING TO ALL
BATHROOM WALLS & PARTITIONS

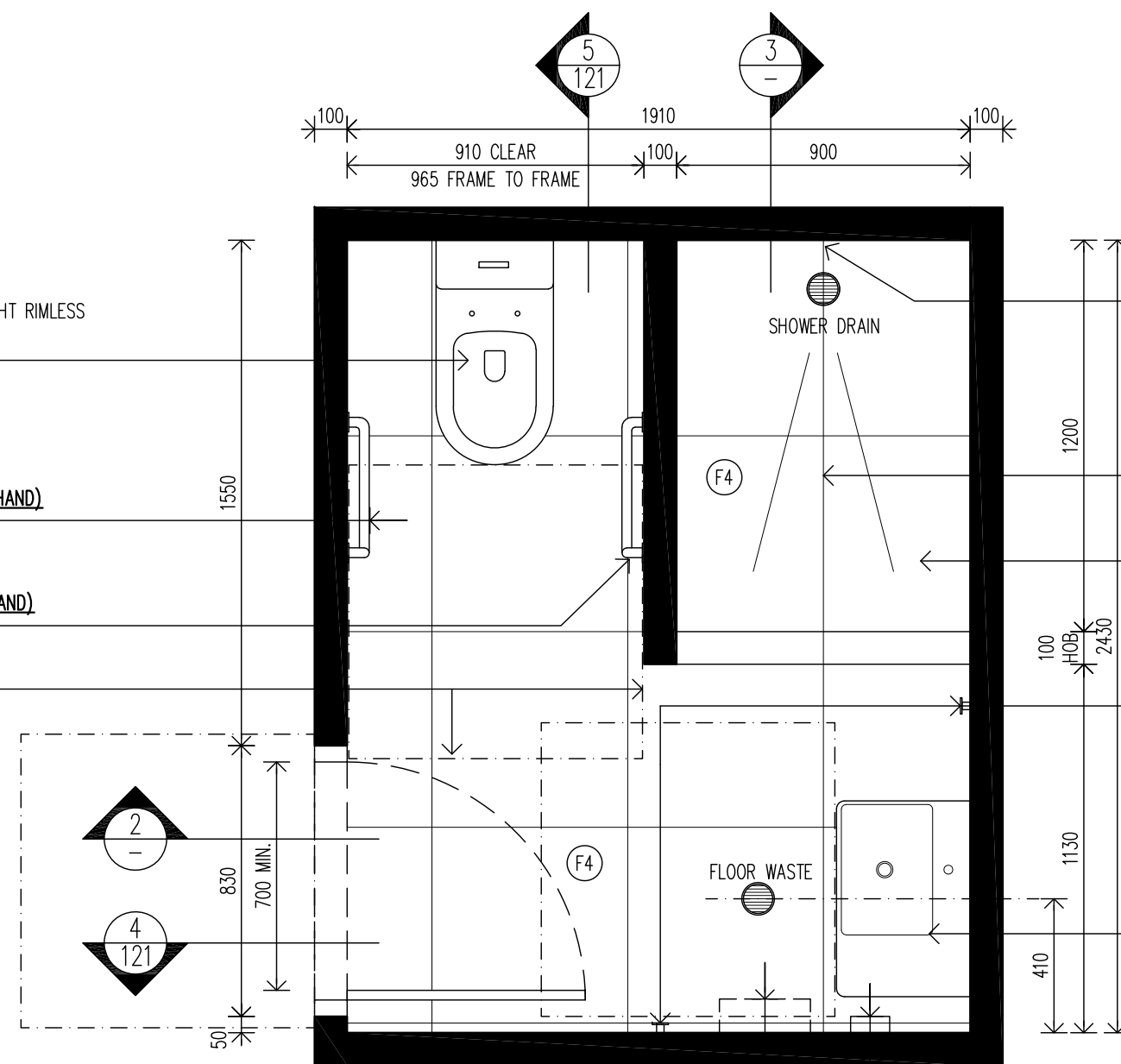
AMENITIES DOORS SIGNAGE:
PROVIDE DOOR SIGNAGE TO BCA SECTIONS 15C1
THROUGH TO SECTION 15C6 & AS1428.1
AS FOLLOWS
(OR SIMILAR APPROVED BY CERTIFIER):
– UNISEX ACCESSIBLE TOILET RH & SHOWER:
(BTS35RHn-blk)
– UNISEX AMBULANT TOILET/SHOWER: (BTS232-blk)
SUPPLIER: BRAILLE TACTILE SIGNS (AUST)
– PH.: 1800 787 287
WEBSITE: WWW.BRAILLETACTILESIGNS.COM.AU

TOILET SUITE
OLIVERI 'VIENNA' COMFORT HEIGHT RIMLESS
BACK TO WALL SUITE (WHITE)
CODE: V11273CH

90 DEGREE GRAB RAIL (RIGHT HAND)
SPECIFICATION T.B.C.

90 DEGREE GRAB RAIL (LEFT HAND)
SPECIFICATION T.B.C.

900x900mm
CIRCULATION SPACE



1 TYPICAL AMBULANT TOILET/SHOWER COMBO - FLOOR PLAN
1/20 @ A2

SHOWER HEAD
OLIVERI 'ROME' HAND SHOWER WITH RAIL (CHROME)
CODE: R0147013CR
WELS: 3 STAR RATING 9L PER MINUTE

FALL TO WASTE POINT TO BE 1:100 Min.

ENSURE WATERPROOFING TO
BCA AND A.S. REQUIREMENTS

2x ROBE HOOKS
(CONFIRM EXACT LOCATION WITH
CLIENT PRIOR TO INSTALLATION))

BASIN
OLIVERI 'MUNICH' RIGHT HAND WALL HUNG BASIN (WHITE)
CODE: MU006WH
OLIVERI BOTTLE TRAP (CHROME)
CODE: ACC186-E-CH
OLIVERI 'VENICE' BASIN MIXER (CHROME)
CODE: VE103500CR
OLIVERI 'VENICE' CARE HANDLE PIN LEVER FOR BASIN MIXER (CHROME)
CODE: SPB0227

SOAP DISPENSER
(REFER ELEVATION)
PAPER TOWEL DISPENSER
SURFACE MOUNTED PAPER TOWEL DISPENSER
CODE: 10-0210
SUPPLIER: ASI JD MACDONALD

©2025 - THESE DESIGNS, DRAWINGS & SPECIFICATIONS ARE COPYRIGHT & CONFIDENTIAL AND THE PROPERTY OF VECA Group AND MUST NOT BE USED, REPRODUCED OR COPIED WHOLLY OR IN PART WITHOUT THE PERMISSION OF VECA Group. THESE DRAWINGS ARE DESIGN ONLY. SELECTED CONTRACTOR TO PRODUCE ITS OWN SHOP DRAWINGS FOR CONSTRUCTION.
ALL DIMENSIONS MUST BE CHECKED ON SITE BEFORE COMMENCEMENT OF CONSTRUCTION OR MANUFACTURING OF ANY ITEM. USE FIGURED DIMENSIONS IN PREFERENCE TO SCALED DIMENSIONS. ALL WORKS SHALL COMPLY WITH RELEVANT LOCAL HEALTH & COUNCIL REQUIREMENTS, LOCAL BUILDING REGULATIONS AND RELEVANT AUSTRALIAN CODES AND STANDARDS.
ANY DISCREPANCIES TO BE REPORTED TO VECA Group FOR CORRECTION PRIOR TO ANY WORK ON SITE.

A LANDLORD/CLIENT APPROVAL 16.04.2025
ISSUE AMENDMENTS DATE

CLIENT:
FITSTOP.
FITSTOP Australia
51 Martin Street
EAST BRISBANE QLD 4169
AUSTRALIA
Mobile: 0409 907 269 (Nicole Donohue)
EMAIL: nicole.donohue@fitstop.com

DESIGNER:
VECA Group
ABN 92 473 736 223
MOBILE: 0401 657 190 (Eric Lacour)
Registered Building Practitioner (VIC) - # CDP-ID 54352
Building Services Provider/Building Designer Ltd. (TAS)
License #484351416
EMAIL: veca@vecagroup.com
WEB: https://www.vecagroup.com

PROJECT FITSTOP EARLWOOD
335 Homer Street
Earlwood NSW 2206
(Approx. 218sqm)
DRAWING TYP. AMBULANT TOILET
SHOWER COMBO - 1 OF 2
DATE 16th April 2025
DESIGNED EL
DRAWN EB
SCALE 1/20 @ A2
PROJECT No. FLEA.3790
DRAWING No. VECA_FLEA3790_120A

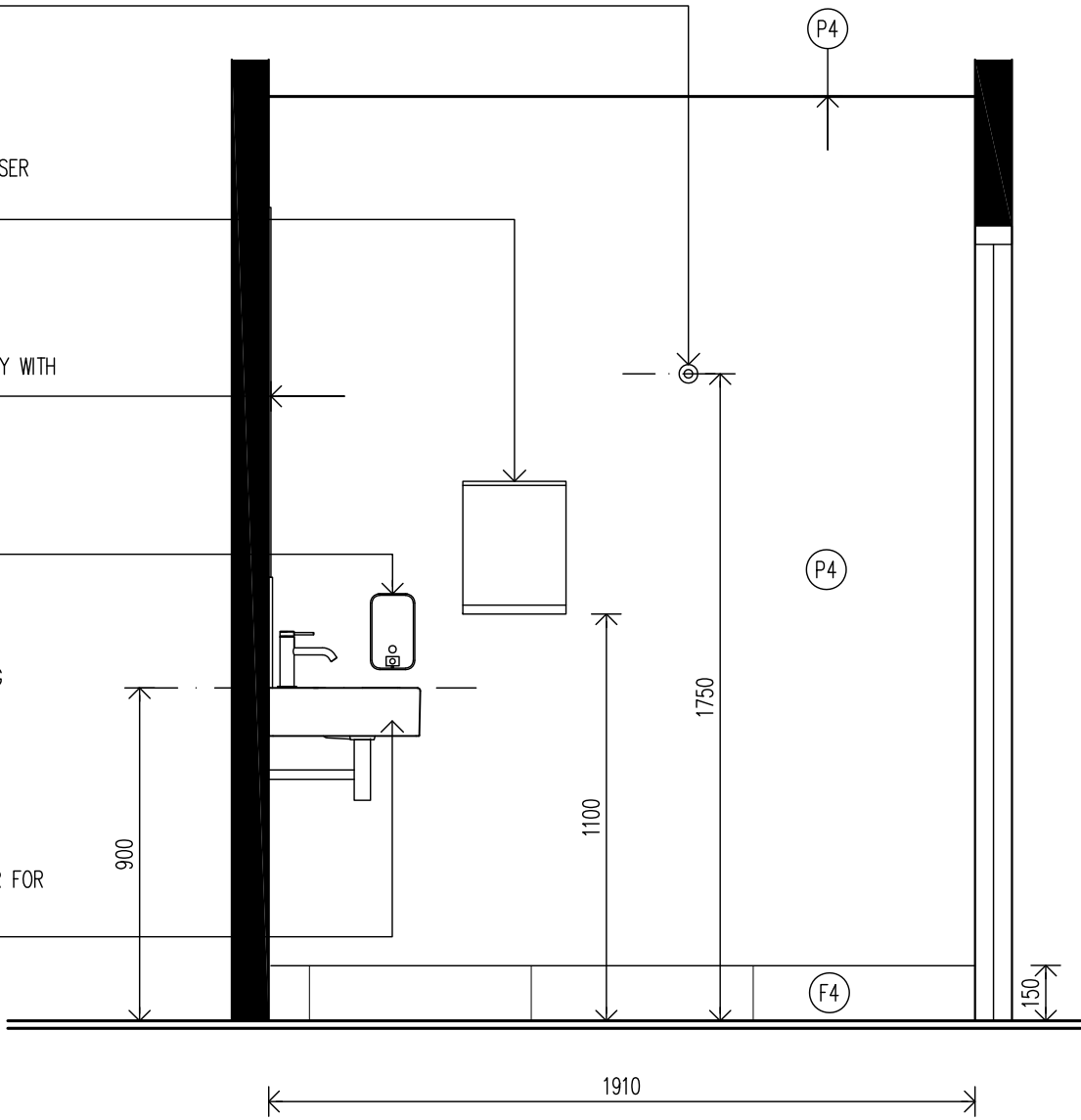
2x ROBE HOOKS
OLIVERI 'MADRID' ROBE HOOK (CHROME)
CODE: MA854-26CR

PAPER TOWEL DISPENSER
SURFACE MOUNTED PAPER TOWEL DISPENSER
CODE: 10-0210
SUPPLIER: ASI JD MACDONALD

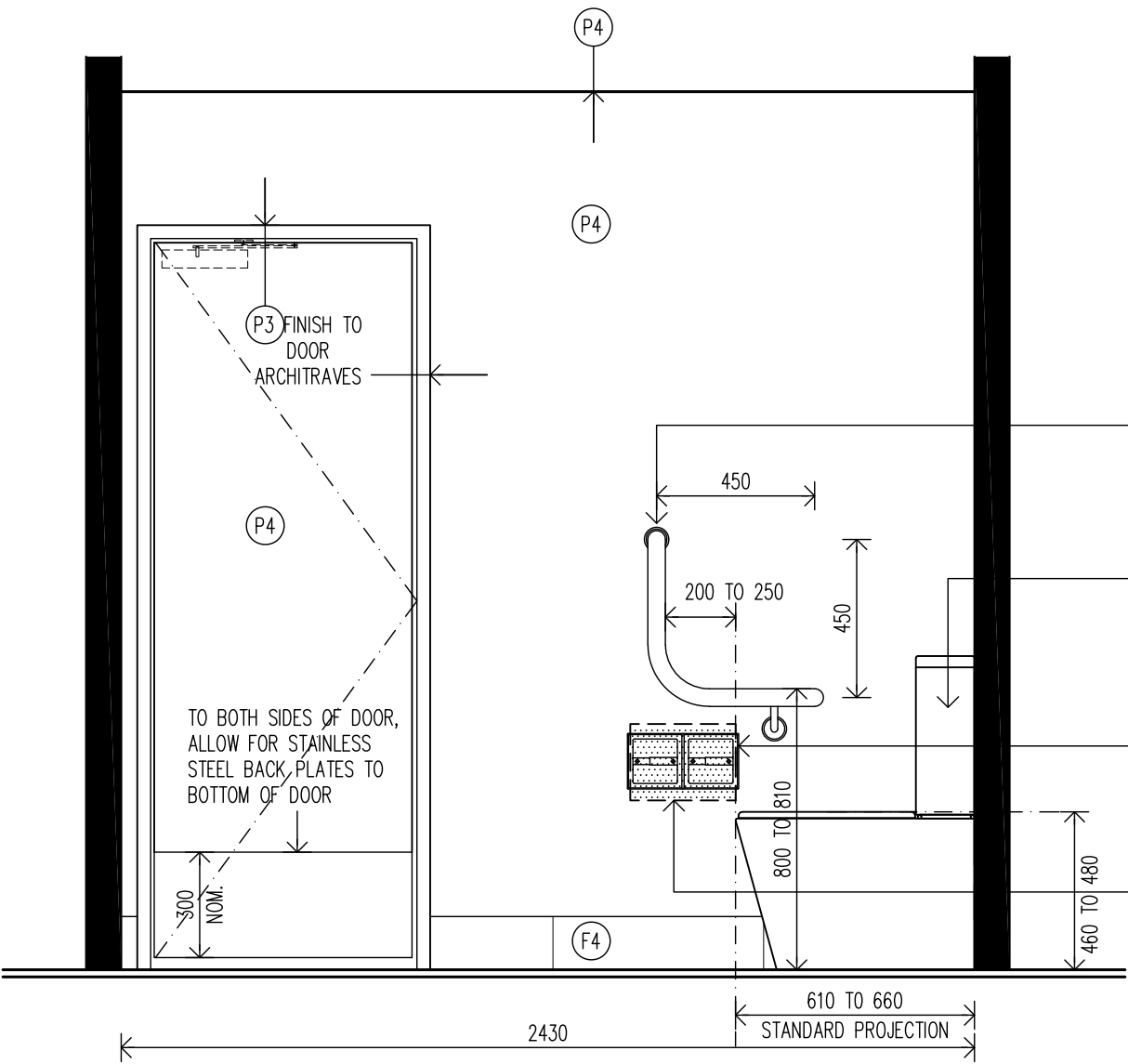
MIRROR
SIZE: 500x1000mm
MOUNTED ABOVE WASH BASIN. TO COMPLY WITH
AS1428.1-2009-2010 AMDT 1

SOAP DISPENSER - 1.2L CAPACITY
SIZE: 122Wx208Hx73D
FINISH: SATIN STAINLESS STEEL
MODEL: 6562 VERTICAL
SUPPLIER: BRADLEY - 1300 364 561

BASIN
OLIVERI 'MUNICH' RIGHT HAND WALL HUNG
BASIN (WHITE)
CODE: MU006WH
OLIVERI BOTTLE TRAP (CHROME)
CODE: ACC186-E-CH
OLIVERI 'VENICE' BASIN MIXER (CHROME)
CODE: VE103500CR
OLIVERI 'VENICE' CARE HANDLE PIN LEVER FOR
BASIN MIXER (CHROME)
CODE: SPB0227



4 INTERNAL ELEVATION
1/20 @ A2



5 INTERNAL ELEVATION
1/20 @ A2

IMPORTANT NOTE:

6mm(THICK) VILLABOARD SHEETING TO ALL
BATHROOM WALLS & PARTITIONS

AMENITIES DOORS SIGNAGE:

PROVIDE DOOR SIGNAGE TO BCA SECTIONS 15C1
THROUGH TO SECTION 15C6 & AS1428.1
AS FOLLOWS

(OR SIMILAR APPROVED BY CERTIFIER):

- UNISEX ACCESSIBLE TOILET RH & SHOWER:

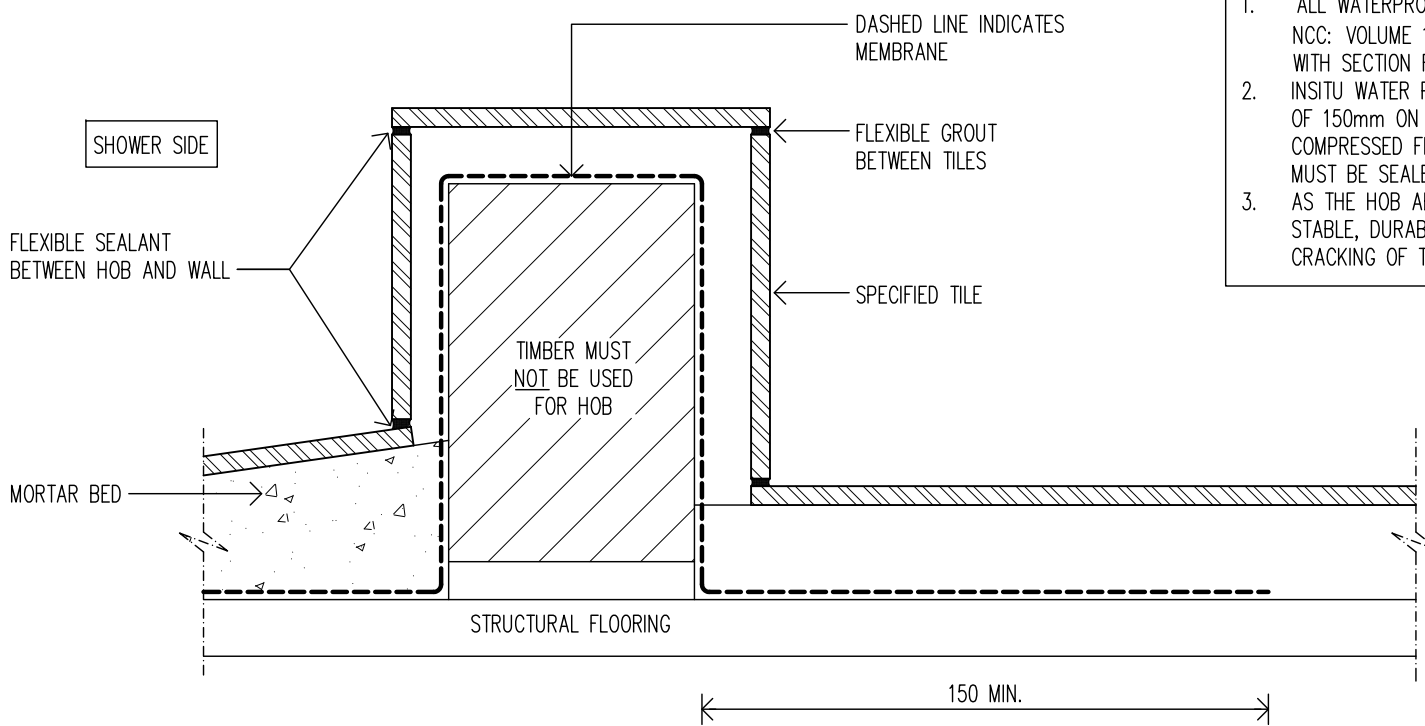
(BTS35RHn-blk)

- UNISEX AMBULANT TOILET/SHOWER: (BTS232-blk)

SUPPLIER: BRAILLE TACTILE SIGNS (AUST)

- PH.: 1800 787 287

WEBSITE: WWW.BRAILLETACTILESIGNS.COM.AU



D1 SHOWER HOB DETAILS
1/2 @ A2

NOTES:

1. ALL WATERPROOFING/WET AREAS TO BE IN ACCORDANCE WITH THE NCC: VOLUME 1 OF THE NATIONAL CONSTRUCTION CODE (2019) AND WITH SECTION F1.7 OF THE AUSTRALIAN STANDARD AS3740-2010.
2. INSITU WATER PROOFING MUST CONTINUE PAST THE HOB FOR A MIN. OF 150mm ON CONCRETE. HOWEVER ON PARTICLE BOARD OR COMPRESSED FIBRE CEMENT OR PLYWOOD FLOORING THE FULL FLOOR MUST BE SEALED
3. AS THE HOB ABOVE IS ENCASED, THE CORE MAY BE OF ANY STABLE, DURABLE MATERIAL WITH SUFFICIENT STRENGTH TO PREVENT CRACKING OF TILES UNDER NORMAL HUMAN LOADING

©2025 - THESE DESIGNS, DRAWINGS & SPECIFICATIONS ARE COPYRIGHT & CONFIDENTIAL AND THE PROPERTY OF VECA Group AND MUST NOT BE USED, REPRODUCED OR COPIED WHOLLY OR IN PART WITHOUT THE PERMISSION OF VECA Group. THESE DRAWINGS ARE DESIGN ONLY. SELECTED CONTRACTOR TO PRODUCE ITS OWN SHOP DRAWINGS FOR CONSTRUCTION.
ALL DIMENSIONS MUST BE CHECKED ON SITE BEFORE COMMENCEMENT OF CONSTRUCTION OR MANUFACTURING OF ANY ITEM. USE FIGURED DIMENSIONS IN PREFERENCE TO SCALED DIMENSIONS. ALL WORKS SHALL COMPLY WITH RELEVANT LOCAL HEALTH & COUNCIL REQUIREMENTS, LOCAL BUILDING REGULATIONS AND RELEVANT AUSTRALIAN CODES AND STANDARDS.
ANY DISCREPANCIES TO BE REPORTED TO VECA Group FOR CORRECTION PRIOR TO ANY WORK ON SITE.

A	LANDLORD/CLIENT APPROVAL	16.04.2025
ISSUE	AMENDMENTS	DATE

CLIENT:

FITSTOP.
FITSTOP Australia
51 Marilla Street
EAST BRISBANE QLD 4169
AUSTRALIA
Mobile: 0409 907 269 (Nicole Donohue)
EMAIL: nicole.donohue@fitstop.com

DESIGNER:

VECA Group
ABN 92 473 736 223
MOBILE: 0401 657 190 (Eric Lacout)
Registered Building Practitioner (VIC) - # CDP-ID 54352
Building Services Provider/Building Designer Ltd. (TAS)
License: #484351416
EMAIL: veca@vecagroup.com
WEB: <https://www.vecagroup.com>

PROJECT	FITSTOP EARLWOOD 335 Homer Street Earlwood NSW 2206 (Approx. 218sqm)
DRAWING	TYP. AMBULANT TOILET SHOWER COMBO - 2 OF 2
DATE	16th April 2025
DESIGNED	EL
DRAWN	EB
SCALE	1/20 @ A2
PROJECT No.	FIEA.3790
DRAWING No.	VECA_FIEA3790_

121A

GRAB RAIL
OLIVERI 'HOLDFAST' SUPPORT RAIL
- 135 DEGREE ANGLED 870x700 LEFT HAND
CODE: HF819-LH

TOILET SUITE
OLIVERI 'VIENNA' BACK TO WALL CARE TOILET SUITE (WHITE)
WITH GREY SEAT & BUTTONS - CODE: V1201C-G
CARE TOILET BACKREST - CODE: ACCBRRC

2 INTERNAL ELEVATION

1/20 @ A2

DOUBLE TOILET ROLL HOLDER RECESSED
BRAND: ASI/JD MACDONALD
MODEL: 10-74022-SD
RECESSED, SATIN S.STEEL FINISH, NO HOOD
SUPPLIER: REECE

MIRROR
SIZE: 500x1000mm
MOUNTED ABOVE WASH BASIN. TO COMPLY WITH
AS1428.1-2009-2010 AMDT 1

SHELF
OLIVERI 'MADRID' METAL SHELF (CHROME)
SIZE: 421x123mm
CODE: MA891A26CR
MOUNTED BESIDE WASH BASIN. TO COMPLY WITH
AS1428.1-2009-2010 AMDT 1

BASIN
OLIVERI 'MUNICH' RIGHT HAND WALL HUNG BASIN
(WHITE)
CODE: MU006WH
OLIVERI BOTTLE TRAP (CHROME)
CODE: ACC186-E-CH
OLIVERI 'VENICE' BASIN MIXER (CHROME)
CODE: VE103500CR
OLIVERI 'VENICE' CARE HANDLE PIN LEVER FOR
BASIN MIXER (CHROME)
CODE: SPB0227

3 INTERNAL ELEVATION

1/20 @ A2

SOAP DISPENSER - 1.2L CAPACITY
SIZE: 122Wx208Hx73D
FINISH: SATIN STAINLESS STEEL
MODEL: 6562 VERTICAL
SUPPLIER: BRADLEY - 1300 364 561

IMPORTANT NOTE:

6mm(THICK) VILLABOARD SHEETING TO ALL
BATHROOM WALLS & PARTITIONS

AMENITIES DOORS SIGNAGE:

PROVIDE DOOR SIGNAGE TO BCA SECTIONS 15C1
THROUGH TO SECTION 15C6 & AS1428.1
AS FOLLOWS

(OR SIMILAR APPROVED BY CERTIFIER):

- UNISEX ACCESSIBLE TOILET RH & SHOWER:

(BTS35RHn-blk)

- UNISEX AMBULANT TOILET/SHOWER: (BTS232-blk)

SUPPLIER: BRAILLE TACTILE SIGNS (AUST)

- PH.: 1800 787 287

WEBSITE: WWW.BRAILLETACTILESIGNS.COM.AU

TOILET SUITE
OLIVERI 'VIENNA' BACK TO WALL CARE TOILET SUITE (WHITE)
WITH GREY SEAT & BUTTONS - CODE: V1201C-G
CARE TOILET BACKREST - CODE: ACCBRRC

SHOWER SET
OLIVERI 'HOLDFAST' INVERTED T ACCESSIBLE SHOWER RAIL
LEFT HAND - CODE: HF871-LH
OLIVERI 'ROME' CARE SHOWER SET - CODE: R0111C-CR
OLIVERI 'VENICE' WALL MIXER STRAIGHT (CHROME)
CODE: VE111500CR
OLIVERI 'VENICE' CARE HANDLE PIN LEVER FOR WALL MIXER
(CHROME)
CODE: SPB0229

SHOWER CURTAIN & TRACK
WHITE NYLON TAFFETA CURTAIN (3000x1800mm)
CODE: JDMCURT-NT-3018
WHITE L-SHAPED CEILING SUPPORTED CURTAIN TRACK
CODE: JDMTRACK-L1600 (CUT TO FIT)

SHOWER SEAT
OLIVERI FOLDING CARE SHOWER SEAT (WHITE)
SIZE: 960x391mm
CODE: ACCHF02C

1 TYPICAL ACCESSIBLE TOILET/SHOWER COMBO - FLOOR PLAN

1/20 @ A2

GRAB RAILS
OLIVERI 'HOLDFAST' SUPPORT RAIL
- 135 DEGREE ANGLED 870x700 LEFT HAND
CODE: HF819-LH
OLIVERI 'HOLDFAST' STRAIGHT SUPPORT RAIL - 300mm STRAIGHT
CODE: HF823-300

SHELF
OLIVERI 'MADRID' METAL SHELF (CHROME)
SIZE: 421x123mm
CODE: MA891A26CR
MOUNTED BESIDE WASH BASIN. TO COMPLY WITH
AS1428.1-2009-2010 AMDT 1

BASIN
OLIVERI 'MUNICH' RIGHT HAND WALL HUNG BASIN (WHITE)
CODE: MU006WH
OLIVERI BOTTLE TRAP (CHROME)
CODE: ACC186-E-CH
OLIVERI 'VENICE' BASIN MIXER (CHROME)
CODE: VE103500CR
OLIVERI 'VENICE' CARE HANDLE PIN LEVER FOR BASIN MIXER (CHROME)
CODE: SPB0227

2x ROBE HOOKS
OLIVERI 'MADRID' ROBE HOOK (CHROME)
CODE: MA854-26CR
(REFER ELEVATIONS)

©2025 - THESE DESIGNS, DRAWINGS & SPECIFICATIONS
ARE COPYRIGHT & CONFIDENTIAL AND THE PROPERTY OF
VECA Group AND MUST NOT BE USED, REPRODUCED OR
COPIED WHOLLY OR IN PART WITHOUT THE PERMISSION OF
VECA Group. THESE DRAWINGS ARE DESIGN ONLY. SELECTED
CONTRACTOR TO PRODUCE ITS OWN SHOP DRAWINGS FOR
CONSTRUCTION.
ALL DIMENSIONS MUST BE CHECKED ON SITE BEFORE
COMMENCEMENT OF CONSTRUCTION OR MANUFACTURING OF
ANY ITEM. USE FIGURED DIMENSIONS IN PREFERENCE TO
SCALED DIMENSIONS. ALL WORKS SHALL COMPLY WITH
RELEVANT LOCAL HEALTH & COUNCIL REQUIREMENTS,
LOCAL BUILDING REGULATIONS AND RELEVANT AUSTRALIAN
CODES AND STANDARDS.
ANY DISCREPANCIES TO BE REPORTED TO VECA Group FOR
CORRECTION PRIOR TO ANY WORK ON SITE.

A LANDLORD/CLIENT APPROVAL		16.04.2025
ISSUE	AMENDMENTS	DATE

CLIENT:
FITSTOP.
FITSTOP Australia
51 Marilla Street
EAST BRISBANE QLD 4169
AUSTRALIA
Mobile: 0409 907 269 (Nicole Donohue)
EMAIL: nicole.donohue@fitstop.com

DESIGNER:
VECA Group
ABN 92 473 736 223
MOBILE: 0401 657 190 (Eric Lacour)
Registered Building Practitioner (VIC) - # CDP-ID 54332
Building Services Provider/Building Designer Ltd. (TAS)
License #484351416
EMAIL: veca@vecagroup.com
WEB: https://www.vecagroup.com

PROJECT	FITSTOP EARLWOOD 335 Homer Street Earlwood NSW 2206 (Approx. 218sqm)		
DRAWING	TYP. ACCESSIBLE TOILET/ SHOWER COMBO - 1 OF 2		
DATE	16th April 2025		
DESIGNED	EL		
DRAWN	EB		
SCALE	1/20 @ A2		
PROJECT No.	FLEA.3790		
DRAWING No.	VECA_FLEA3790_		

122A

